

Jatinder Kumar1

From: Environment Team
Sent: Saturday, November 30, 2024 2:13 PM
To: eccompliance-nro@gov.in
Cc: ronz.chd-mef@nic.in; seezobti@gmail.com; eerobti@yahoo.in; CoOrdinator Chd; Sanket Thapar; Ravi Deshwal; Jatinder Kumar1; Gohil Ravirajsinh Bharatsinh; Sunayana Chandel
Subject: Six Monthly EC Compliance Report of GGSR from Apr'24 to Sep'24
Attachments: Six Monthly EC compliance Report_GGSR .pdf

To,
The Director,
Ministry of Environment, Forest & Climate Change,
Northern Regional Office,
Bays No. 24-25, Sector 31-A,
Dakshin Marg,
Chandigarh – 160 030.

Subject: Six Monthly EC Compliance Report (from Apr'24 to Sep'24) for Guru Gobind Singh Refinery at Phullokhari, Bathinda District, Punjab.

Ref: Environmental Clearance No. J-11011/24/98-IA II (dated 6th November, 1998
Environmental Clearance No. J-11011/27512007-IA II (I) date 16th July 2007
Environmental Clearance: F. No.: J-11011/275/2007 IA II (I) date 22nd June 2015 and
Environmental Clearance: F. No. J-11011/386/2016-IA-II (I) dated 7th August 2018

Respected Sir,

Please find enclosed six monthly EC compliance report (Apr'24 to Sep'24) of Guru Gobind Singh Refinery (along with Annexures) on the environmental conditions stipulated by MoEF&CC.

Thanks & Regards,
Environment Team,
Guru Gobind Singh refinery
Bathinda.



Date: 29th Nov 2024
Ref: HMEL-OE-40-ENV 1191

To,
The Director,
Ministry of Environment, Forest & Climate Change,
Northern Regional Office,
Bays No. 24-25, Sector 31-A,
Dakshin Marg,
Chandigarh – 160 030.

Subject: Six Monthly EC Compliance Report (from Apr'24 to Sep'24) for Guru Gobind Singh Refinery at Phulokhari, Bathinda District, Punjab.

Ref: Environmental Clearance No. J-11011/24/98-IA II (dated 6th November, 1998
Environmental Clearance No. J-11011/27512007-IA II (I) date 16th July 2007
Environmental Clearance: F. No.: J-11011/275/2007 IA II (I) date 22nd June 2015 and
Environmental Clearance: F. No. J-11011/386/2016-IA-II (I) dated 7th August 2018

Dear Sir,

Please find enclosed six-monthly EC compliance report (from Apr'24 to Sep'24) of Guru Gobind Singh Refinery (along with Annexures) on the environmental conditions stipulated by MoEF&CC.

Thanking you,

Very Truly Yours,

Jatinder Kumar
(DM-Operational Excellence)

Cc: Regional Director, Central Pollution Control Board, First Floor, PIC-UP Building, Vibuti Khand, Gomtinagar, Lucknow, UP, Pin Code-226010 (India).

Cc: Punjab Pollution Control Board, Zonal Office, Street No. 12, Powerhouse Road, Bathinda, Punjab.

Enclosure: Six monthly EC compliance report

Annexure-I: Online continuous ambient air quality monitoring data.

Annexure-II: Ambient noise quality monitoring reports

Annexure-III: Social upliftment activities are carried out in the nearby village.

Annexure-IV: Acknowledgement copy of the last six-month EC compliance report submitted to MoEF&CC, Regional Office, Chandigarh. For the period of Oct'23 to Mar'24.

Annexure-V: Stack emission monitoring data.

Annexure-VI: Effluent analysis reports and groundwater report

Annexure-VII: Online data of ETP parameters

Annexure-VIII: Activities undertaken for improving the socio-economic conditions of the surrounding villages.

Annexure-IX: Eco-developmental measures including community welfare measures in the project area.

Annexure-X: Copy of Air CTO and Water CTO (Consent to Operate), Valid till 31.03.2025.

Annexure-XI: CER plan for the BS-VI Fuel Quality Up-gradation Project.

Annexure-XII: Copy of the advertisement publishing the accordance of Environmental Clearance by MoEF&CC.

HPCL-Mittal Energy Limited

ENVIRONMENT CLEARANCE COMPLIANCE AND MONITORING REPORTS

**Six Monthly EC Compliance Report (April-2024 to
September-2024)**

**Guru Gobind Singh Refinery
(HPCL-Mittal Energy Limited)
Bathinda (Punjab), India**

EC for 9 MMTPA Grass Root Refinery Project (Guru Gobind Singh Refinery).

(Ref. Letter No. J-11011/24/98-IA II, dated 6th November, 1998)

I. SPECIFIC CONDITIONS:

Sr. No.	SPECIFIC CONDITIONS	COMPLIANCE STATUS														
i.	No construction of the Refinery Project shall be undertaken till environmental clearance for the linked proposal viz. Captive Power Plant, COT and Crude Oil Pipeline and SPM are accorded by this Ministry.	Complied with.														
ii.	The gaseous emissions (SO ₂ , NO _x , HC, CO) and particulate matters, from various process units should conform to the standards prescribed by the concerned authorities from time to time. The total SO ₂ emission from the refinery including power plant shall not exceed 1000 kg/hr (maximum). At no time, the emission level should go beyond the stipulated standards. In the event of failure of pollution control systems (s) adopted by the unit, the respective unit should not be restarted until the control measures are rectified to achieve the desired efficiency	Being complied with regularly. All process units are designed to ensure that gaseous emissions and total SO ₂ emissions are within the standards prescribed by the CPCB.														
iii.	Sulphur recovery units with more than 99% efficiency shall be provided.	Complied with. done Sulphur Recovery Unit (SRU) with >99.9% wt. recovery of Sulphur has been installed. Month-wise details are as follows: <table><tr><th>Month</th><th>Sulphur Recovery (in %)</th></tr><tr><td>Apr'24</td><td>99.99%</td></tr><tr><td>May'24</td><td>99.98%</td></tr><tr><td>June'24</td><td>99.99%</td></tr><tr><td>July'24</td><td>99.99%</td></tr><tr><td>Aug'24</td><td>99.99%</td></tr><tr><td>Sep'24</td><td>99.99%</td></tr></table>	Month	Sulphur Recovery (in %)	Apr'24	99.99%	May'24	99.98%	June'24	99.99%	July'24	99.99%	Aug'24	99.99%	Sep'24	99.99%
Month	Sulphur Recovery (in %)															
Apr'24	99.99%															
May'24	99.98%															
June'24	99.99%															
July'24	99.99%															
Aug'24	99.99%															
Sep'24	99.99%															
iv.	A minimum of five Ambient Air Quality Monitoring Stations should be set up and around the refinery area	Complied with.														

Sr. No.	SPECIFIC CONDITIONS	COMPLIANCE STATUS								
	based on the micro meteorological conditions as well as where maximum ground level concentration of SPM, SO _x , NO _x , HC and RPM are anticipated in consultation with the State Pollution Control Board . In addition, a mobile van with adequate facilities to monitor ambient air quality outside the refinery premised should be provided.	Five (5) nos. of continuous ambient air quality monitoring stations have been set up inside GGSR in consultation with regulatory body. Subsequently, we have a mobile van with adequate facilities to monitor ambient air quality outside the refinery premises. Month wise data of ambient air quality is attached as Annexure-I .								
v.	Fugitive emission of HC from product storage tank yard, crude oil tanks etc. must be regularly monitored. Sensors for detecting HC leakage should also be provided at strategic locations.	Being complied with. Hydrocarbon detectors have been installed in all areas where there is a likelihood of HC leakages. Details of Hydrocarbon and other detectors installed in plant premises is given below: done <table><tr><th>Type of Detector</th><th>Numbers of Detector</th></tr><tr><td>Hydrocarbon (process area)</td><td>814</td></tr><tr><td>Hydrocarbon (analyzer shelter)</td><td>77</td></tr><tr><td>Toxic gases + Hydrogen</td><td>343</td></tr></table>	Type of Detector	Numbers of Detector	Hydrocarbon (process area)	814	Hydrocarbon (analyzer shelter)	77	Toxic gases + Hydrogen	343
Type of Detector	Numbers of Detector									
Hydrocarbon (process area)	814									
Hydrocarbon (analyzer shelter)	77									
Toxic gases + Hydrogen	343									
vi.	Liquid effluent generated from the refinery should be treated comprehensively to conform to the load based standards and concentration limits prescribed under EPA rules. The treated waste water should be recycled to the maximum extent for reuse in the plant operation and green belt development.	Complied with. The effluent generated in the refinery is being treated in the effluent treatment plant. The treated waste water is reused in green belt development. The treatment consists of a primary treatment section followed by the biological treatment section, which consists of a Sequential Batch Reactor & a Membrane Bio Reactor.								
vii	Influent and effluent quality monitoring station should be set up in consultation with the State Pollution Control Board. Regular monitoring should be carried out for the MINAS.	This condition is being complied with.								
viii.	The overall noise levels in and around the plant area should be kept well within the standards (85 dBA) by providing noise control measures including acoustic hoods, silencers, enclosures etc. On all sources of noise generation. The ambient noise levels should	Being complied with. The overall noise levels in and around the plant areas are well within standards. Various noise control measures, such as acoustic hoods, enclosures, etc.,								

Sr. No.	SPECIFIC CONDITIONS	COMPLIANCE STATUS
	conform to the standards prescribed under EPA Rules, 1989 viz. 75 dBA (day time) and 70 dBA (night time) .	have been provided to reduce the impact of high-noise-generating equipment. The daytime and nighttime noise levels are well within the standards prescribed under the Environment (Protection) Act 1986 Rules, 1989. Please refer to Annexure-II for ambient noise monitoring reports.
ix.	The Company must submit a report on the Black Dust Generation from the refinery and its analysis including RPM, chemical composition within 6 months of plant operation.	Complied. Report already submitted.
x.	The Company must take up a detailed study regarding the Bio- Monitoring aspect of the dust emissions including its particle size distribution, RPM content, chemical characteristics etc. in consultation with an Expert Institute / Organization in order to assess the health impact due to the RPM emissions from the project within 6 months of project commissioning.	Complied. Report already submitted.
xi.	Comprehensive EIA must be carried out and EMP drawn. The Report should be submitted to the Ministry within 1 year incorporating firmed up action plans on pollution control and environmental management for the Refinery.	Complied. Report already submitted.
xii.	In addition to obtaining statutory clearances from CCF, Chief Inspectorate of factories, in the first instances, the project authority must obtain the recommendations of Chief Fire Adviser, Government of India (Ministry of Home Affairs) with regard to the Refinery Safety and fire protection measures. A report in this regard may be submitted to the ministry within 6 months	This condition is complied with. Necessary approval and recommendation from the Chief Fire Advisor, Government of India (Ministry of Home Affairs) have been obtained vide letter no. VIII-11011/01/07-DGCD(F) dated 14 July 2010. Report already submitted.
xiii.	Detailed Risk Analysis of the Refinery and associated facilities must be done once the engineering design and layout is frozen. Specifically, comprehensive	Condition stands already complied with.

Sr. No.	SPECIFIC CONDITIONS	COMPLIANCE STATUS
	safety and fire protection measures must be taken with respect to LPG tank area and crude oil storage areas in the plant lay out. Based on this, onsite and off-site emergency preparedness plan must be prepared. Approval from the nodal agency must be obtained before commissioning the project.	

II. GENERAL CONDITIONS:

Sr. No.	GENERAL CONDITON	Status
i.	The project authorities must strictly adhere to the stipulations made by the Punjab Pollution Control Board and State Government.	Being complied with.
ii.	No further expansion or modifications in the plant should be carried out without prior approval of the Ministry of Environment of Forests.	Being complied with.
iii.	In case of deviations or alterations in the project proposed from those submitted to this Ministry for clearance, a fresh reference should be made to the Ministry to assess the adequacy of conditions imposed and to add additional environmental protection measures required, if any.	Complied with. No alterations carried out.
iv.	The project authorities must strictly comply with the rules and regulations under Manufacture, Storage and Import of Hazardous chemicals Rules, 1989 as amended on 3rd October, 1994. Prior approvals from Chief Inspectorate of Factories, Chief Controller of Explosives, fire Safety Inspectorate etc. must be obtained.	This condition is already complied with.
v.	The project authorities must strictly comply with the rules and regulations with regard to handling and disposal of hazardous wastes in accordance with the Hazardous Wastes (Management & Handling) Rules,	This condition is being complied with.

Sr. No.	GENERAL CONDITON	Status
	1989. Authorization from the State Pollution Control Board must be obtained for collections/ treatment/ storage/disposal.	
vi.	Occupational health surveillance programme should be undertaken as regular exercise for all the employees, specifically for those engaged in handling hazardous substances.	This condition is being complied with.
vii.	A green belt of adequate width and density should be developed using native plant species, within and around plant premises in consultation with State Forest Department. A norm of 2000-2500 plants per ha may be followed.	Complied with. The green belt has been developed as per the latest amended EC obtained from MoEF&CC dated 07 th December, 2021.
viii.	Adequate provisions for infrastructure facilities such as water supply, fuel, sanitation etc. should be ensured for constructions workers during the construction phase so as to avoid felling of trees and pollution of water and the surroundings.	This condition was complied with during the construction phase.
ix.	The project proponent shall also comply with all the environmental protection measures and safeguards recommended in the EIA and Risk Analysis report.	Complied with. The environmental protection measures and safeguards recommended in the EIA and Risk Analysis report are being complied with.
x.	The project proponent should have a scheme for social upliftment in the nearby village with reference to contribution in road construction, education of children, festivals, health centers, sanitation facilities, drinking water supply, community awareness and employment to local people whenever possible both for technical and non-technical jobs.	Condition is being complied with. Various measures taken for social upliftment in the nearby villages till date by the project proponent are enclosed in Annexure III .
xi.	A separate environmental management cell equipped with full-fledged laboratory facilities must be set up to carry out the environmental management and monitoring functions.	This condition stands complied with. A full-fledged environment management cell headed by DGM-Operation Excellence and laboratory facilities have been established to carry out the

Sr. No.	GENERAL CONDITON	Status
		environmental management and monitoring functions.
xii.	The project authorities will provide adequate funds both recurring and non-recurring to implement the conditions stipulated by the Ministry of Environment and Forests as well as the State Government along with the implementation schedule for all the conditions stipulated herein. The funds so provided should not be diverted for any other purpose.	Complied with. Adequate funds have been allocated for adhering to the conditions stipulated by MoEF&CC / CPCB/ PPCB and these funds are not diverted for any other purpose.
xiii.	The implementation of the project vis-à-vis environmental action plans will be monitored by Ministry's Regional Office at Chandigarh / State Pollution Control Board / Central Pollution Control Board. A six monthly compliance status report should be submitted to monitoring agencies.	This condition is being complied with on a regular basis. Six monthly EC compliance report along with monitoring reports are being submitted regularly. Latest submission done vide letter no. HMEL-TS-40-ENV 1139 dated 30 th May, 2023, copy of the submission is attached as Annexure-IV .

**Six Monthly EC compliance report of GGSR for Modification of Refinery Configuration of 9 MMTPA refinery.
(Letter no. J-11011/27512007-IA II (I) date 16th July 2007).**

A. SPECIFIC CONDITIONS:

Sr. No.	SPECIFIC CONDITIONS	COMPLIANCE STATUS
i.	All the conditions stipulated by this Ministry vide its letter no. J-11011/24/98-IA-II (I) dated 6 th November, 1998 shall be strictly implemented.	Complied with.
ii.	The gaseous emissions (SO ₂ , NO _x , HC, H ₂ S and Benzene), from various process units shall conform to the standards prescribed under Environment (Protection) Rules, 1986 or norms stipulated by the SPCB whichever is more stringent. At no time, the emission level should go beyond the stipulated standards. In the event of failure of pollution control systems (s) adopted by the unit, the respective unit should not be restarted until the control measures are rectified to achieve the desired efficiency.	Complied with. The gaseous emissions (SO ₂ , NO _x , HC, etc.) from the various process units comply with the requirements prescribed by PPCB and Refinery Standards as notified in 2008.
iii.	Adequate Ambient Air Quality Monitoring Stations [SPM, SO ₂ , NO _x , HC, and Benzene] shall be set up in consultation with SPCB, based on occurrence of maximum ground level concentration and down wind direction i.e. maximum impact zone. The monitoring network must be decided based on modeling exercise to represent short term GLCs. Continuous on-line stack monitoring equipment shall be installed for measurement of SO ₂ , NO _x . The company shall install online monitors for VOC measurements. Data on VOC shall be monitored and submitted to the SPCB/Ministry.	This condition is complied with. Five (5) continuous ambient air quality monitoring stations have been set up inside GGSR in consultation with the regulatory body. Parameters like PM ₁₀ , PM _{2.5} , SO ₂ , NO _x Benzene, and THC are being monitored on a continuous basis, the report is attached as Annexure-I for the same.
iv.	Measures for fugitive emissions control shall be taken by provision of double mechanical seals to all pumps handling high vapor pressure materials, Sensors for	Complied with. The refinery has taken various measures for the control of fugitive emissions. Most of the HC pumps

Sr. No.	SPECIFIC CONDITIONS	COMPLIANCE STATUS														
	detecting HC/toxic leakages at strategic locations, regular inspection of floating roof seals, maintenance of valves and other equipments and regular skimming of separators/equalization basin.	are designed with double mechanical seals. HC and toxic gas detectors have been installed at strategic locations for the detection of leaks. Inspection of floating roof seals, maintenance of valves, and other equipment are done as standard practice.														
v.	All new standards /norms that are being proposed by CPCB for oil refineries and petrochemicals shall be applicable for the proposed refinery configuration. The project authorities shall take necessary measures to comply with the above proposed emission norms including monitoring facilities and intimate the same to the ministry.	Complied with.														
vi.	The company shall adopt Leak Detection and Repair (LDAR) programme for quantification and control of fugitive emissions.	<p>This condition is complied with.</p> <p>The LDAR programme is being carried out throughout the year for the quantification and control of fugitive emissions by third parties, and records are maintained. From Apr'24 to Sep'24, a total of 45755 points have been monitored.</p>														
vii.	The Company shall also ensure that the total SO ₂ emissions shall not exceed 1000 kg/hr. Sulphur recovery units with more than 99% efficiency shall be installed.	<p>This condition is being complied with.</p> <p>SO₂ emissions are well within the stipulated limits of the CPCB.</p> <p>Exiting SO₂ emission: average range: 733 kg/hr to 745 kg/hr (17.6 TPD to 17.9 TPD).</p> <p>The overall sulphur recovery efficiency of Sulphur Recovery Unit with tail gas treatment for the compliance period was 99.99%. done</p> <table><tr><th>Month</th><th>Sulphur Recovery (in %)</th></tr><tr><td>Oct'23</td><td>99.99%</td></tr><tr><td>Nov'23</td><td>99.98%</td></tr><tr><td>Dec'23</td><td>99.99%</td></tr><tr><td>Jan'24</td><td>99.99%</td></tr><tr><td>Feb'24</td><td>99.99%</td></tr><tr><td>Mar'24</td><td>99.99%</td></tr></table>	Month	Sulphur Recovery (in %)	Oct'23	99.99%	Nov'23	99.98%	Dec'23	99.99%	Jan'24	99.99%	Feb'24	99.99%	Mar'24	99.99%
Month	Sulphur Recovery (in %)															
Oct'23	99.99%															
Nov'23	99.98%															
Dec'23	99.99%															
Jan'24	99.99%															
Feb'24	99.99%															
Mar'24	99.99%															

Sr. No.	SPECIFIC CONDITIONS	COMPLIANCE STATUS
viii.	To mitigate NO _x emission, the company shall install low NO _x burners.	This condition is complied with. Low NO _x burners are installed in all boilers and heaters.
ix.	The waste-water effluent shall not exceed 450 m ³ /hr. The waste-water shall be segregated in different streams at the source. The treated effluent shall comply with the standards stipulated by PSPC/CPCB for discharge on land for irrigation. The treated effluent shall be recycled and reused for cooling, service, green belt, dust suppression and fire water etc.	Complied with. The waste-water effluent is well within 350 m ³ /hr. The waste water is segregated into different streams at the source, like Stripped Sour Water, CRWS, OWS, etc. The treated effluent complies with the standards stipulated by PPCB and CPCB for discharge on land for irrigation. The treated effluent water is being reused and recycled for cooling service, green belt development, dust suppression and the fire network within the refinery.
x.	The oily sludge generated from the ETP after oil recovery shall be disposed in the secured land fill as per CPCB requirement. The spent catalyst from various units shall be returned to the manufacturers for reuse/recycle. The pet coke generated should be sold. The design of the secured landfill site shall be as per the Central Pollution Control Board guidelines.	Complied with. The Oily Sludge generated from ETP is partially processed / recycled in the Delayed Coker Unit (DCU). The spent catalyst from the various process units is disposed off to the approved recyclers. Details are provided in the annual return under HOWM, Rules, 2016. The pet coke generated by DCU is being used/sold. A Secured Land Fill (SLF) site has been developed for the disposal of solid/hazardous waste, complying with all the applicable regulations / guidelines issued by MoEF&CC.
xi.	Green belt shall be provided to mitigate the effects of fugitive emissions all around the plant in an area of 300 acres in consultation with DFO as per CPCB guidelines.	Complied with. The green belt has been developed as per the latest amended EC obtained from MoEF&CC dated 07 th December 2021.
xii.	Occupational Health Surveillance of the workers shall be done on a regular basis and records maintained as per the Factories act.	This condition is being complied. A full-fledged Occupational Health Centre (OHC) is established at GGSR for health surveillance and records are maintained on a regular basis.

Sr. No.	SPECIFIC CONDITIONS	COMPLIANCE STATUS
xiii.	The company shall prepare comprehensive EIA/EMP report and should be submitted to the Ministry within 1 year.	This condition is complied with. The EIA / EMP report has already been submitted to the Ministry.
xiv.	Detailed Risk Analysis of the Refinery and associated facilities shall be prepared once the engineering design and layout is frozen. Onsite and off-site emergency preparedness plan must be prepared and approval from the nodal agency shall be obtained before commissioning the project.	This condition is complied with. A detailed risk analysis of the refinery and associated facilities was prepared by Engineers India Limited. Onsite and off-site emergency plans are prepared, and approval for the same is obtained from the director of the factory.

B. GENERAL CONDITIONS:

S. No.	GENERAL CONDITONS	COMPLIANCE STATUS
i.	The project authorities must strictly adhere to the stipulations made by the Punjab Pollution Control Board and State Government.	The stipulations made by PPCB are being adhered to strictly.
ii.	No further expansion or modifications in the plant should be carried out without prior approval of the Ministry of Environment & Forests.	Condition noted. Prior approval is obtained from the MOEF&CC for any expansion / modification activities.
iii.	At no time, the emission level should go beyond the stipulated standards. In the event of failure of any pollution control system adopted by the unit, the respective unit should be immediately put out of operation and should not be restarted until the desired efficiency has been achieved.	The emission levels are within the stipulated standards as per the norms prescribed by the CPCB. Online Continuous Emission Monitoring System (OCMS) has been installed as per the direction of CPCB and PPCB, and data is being transmitted on the servers of CPCB and PPCB.
iv.	The overall noise levels in and around the plant area should be kept well within the standards (75 dBA) by providing noise control measures including acoustic hoods, silencers, enclosures etc. on all sources of noise generation. The ambient noise levels should conform to the standards prescribed under EPA Rules, 1989 viz. 75 dBA(day time) and 70 dBA (night time).	Being complied with. The overall noise levels in and around the plant areas are well within standards. Various noise control measures, such as acoustic hoods, enclosures, etc., have been provided to reduce the impact of high-noise-generating equipment. The daytime and nighttime noise levels are well within the standards

S. No.	GENERAL CONDITONS	COMPLIANCE STATUS
		prescribed under the Environment (Protection) Act 1986 Rules, 1989. Please refer Annexure-II ambient noise monitoring reports.
v.	The project authorities must strictly comply with provisions made in Manufacture, Storage, and Import of Hazardous chemicals Rules, 1989 as amended in 2000 for handling of Hazardous chemicals etc. Necessary approvals from, Chief Controller of Explosives must be obtained before commission of project.	This condition is being complied with.
vi.	The project authorities must strictly comply with the rules and regulations with regard to handling and disposal of hazardous wastes in accordance with the Hazardous Wastes (Management & Handling) Rules, 2003. Authorization from the State Pollution Control Board must be obtained for collections/ treatment/storage/disposal of Hazardous wastes.	Hazardous and Other Wastes (Management and Transboundary Movement) Rules, 2016 are being complied with. Authorization from PPCB has been obtained and is valid till 31.03.2025.
vii.	The project authorities will provide adequate funds both recurring and non-recurring to implement the conditions stipulated by the Ministry of Environment and Forests as well as the State Government along with the implementation schedule for all the conditions stipulated herein. The funds so provided should not be diverted for any other purpose.	Adequate funds have been allocated for adhering to the conditions stipulated by MoEF&CC and PPCB and are not diverted for any other purpose.
viii.	The stipulated conditions will be monitored by regional office of this ministry at Chandigarh/Central Pollution Control Board/State Pollution Control Board. A Six Monthly compliance report and the monitored data should be submitted to them regularly.	This condition is being complied. Six monthly EC compliance report along with monitoring reports are being submitted regularly. Latest submission done vide letter no. HMEL-TS-40-ENV 1139 dated 30 th May, 2024, copy of the submission is attached as Annexure-IV .
ix.	The project proponent should inform the public that the project has been accorded environmental clearance by the Ministry and copies of the clearance	This condition already stands complied with.

S. No.	GENERAL CONDITONS	COMPLIANCE STATUS
	<p>letter are available with the State Pollution Control Board/Committee and may also be seen at Website of the Ministry of Environment and Forests at http://www.envfor.nic.in. This should be advertised within seven days from the issue of the clearance letter at least in two local newspapers that are widely circulated in the region of which one shall be in vernacular language of the locality concerned and a copy the same should be forwarded to the regional office.</p>	
x.	<p>The Project Authorities should inform the Regional Office as well as the Ministry, the date of financial closure and final approval of the project by the concerned authorities and the date of commencing the land development work.</p>	<p>This condition is complied with.</p> <p>The financial closure of the project had been achieved in July 2007, and the zero date for the project had been declared as 14th November, 2007.</p> <p>The above had already been communicated to the Regional office as well as to the Ministry.</p>

Six monthly EC Compliance Report for Expansion of Refinery from 9 MMTPA to 11.25 MMTPA by HMEL at Village Phullokhari, Bhatinda, Punjab.

EC Letter No.: J-11011/275/2007 IA II (I) date 22nd June 2015

A. SPECIFIC CONDITIONS

S. No.	SPECIFIC CONDITIONS	COMPLIANCE STATUS												
i	Compliance to all the environmental conditions stipulated in the environmental clearance letter no. J 11011/24/98-IA II dated 6 th November 1998 and J-11011/275/2007-IA II dated 16 th July 2007 shall be satisfactorily implemented and compliance reports submitted to the Ministry's regional office at Chandigarh.	<p>Complied with.</p> <p>The compliance with all the environmental conditions stipulated in the environmental clearances granted in 1998 and 2007 has been certified by MoEF&CC, Regional Office, Chandigarh, vide letter no. 4-81/2004-RO (NZ)/293-294 dated 14th July, 2017. The summary status of the compliances as stipulated in the said letter is given below:</p> <table><tr><th>EC grant year</th><th>No. of Conditions</th><th>No of Conditions Complied</th><th>No of conditions pending</th></tr><tr><td>2007</td><td>24</td><td>24</td><td>Nil</td></tr><tr><td>1998</td><td>26</td><td>26</td><td>Nil</td></tr></table>	EC grant year	No. of Conditions	No of Conditions Complied	No of conditions pending	2007	24	24	Nil	1998	26	26	Nil
EC grant year	No. of Conditions	No of Conditions Complied	No of conditions pending											
2007	24	24	Nil											
1998	26	26	Nil											
ii	M/s HPCL-Mittal Energy Limited shall comply with new standards/norms for oil refinery industry notified under the Environment (Protection) Rules, 1986 vide G.S.R 186E dated 18 th March 2008.	<p>Complied with.</p> <p>All the standards/norms for oil refineries notified under the EP Rules 1986 vide GSR 186 E dated 18th March 2008 are being complied with.</p> <p>The stack emission monitoring reports and effluent analysis reports are attached as Annexure-V and Annexure-VI respectively.</p>												
iii	Continuous online stack monitoring of SO ₂ , NO _x & CO of all stacks shall be carried out. Low NO _x burners shall be installed.	<p>Complied with.</p> <p>Continuous online stack monitoring analyzers for SO₂, NO_x, CO and SPM have been installed in all stacks and the data is being transmitted online to CPCB/PPCB servers.</p>												

S. No.	SPECIFIC CONDITIONS	COMPLIANCE STATUS								
		Low NO _x burners have been installed in all the boilers and heaters.								
iv	ESP along within stack of adequate height shall be provided to pet coke/coal fired boiler. Limestone will be injected to pet coke/coal fired boiler to control SO ₂ emission.	Complied with. ESPs and adequate stack height have been provided for petcoke and coal-fired boilers. A limestone injection facility is installed in the pet coke and coal-fired boilers to control SO ₂ emissions.								
v	The process emissions SO ₂ , NO _x , HC (Methane & non methane), VOC's & Benzene from various units shall conform to the standards prescribed under Environmental (Protection) Act. At no time shall emission levels shall go beyond the stipulated standards. In the event of failure of pollution control systems adopted by the units, the unit shall be immediately put out of operation and should be not restarted until the desired efficiency of the pollution control device has been achieved.	Complied with. The continuous emission monitoring systems (CEMS) data on gaseous emissions and particulate matter from various units are being transmitted online to CPCB/PPCB servers. Manual monitoring for gaseous emissions and particulate matter in stacks is also being monitored by a third party (MoEF&CC and NABL-approved laboratory). The stack emission monitoring reports are attached as Annexure-V .								
vi	Leak Detection & Repair Program shall be prepared and implemented to control HC/VOC emissions. Focus shall be given to prevent fugitive emissions for which preventive maintenance of pumps, valves, pipelines are required. Proper maintenance of mechanical seals of pumps and valves shall be given. A preventive maintenance schedule for each unit shall be prepared and adhered to. Fugitive emissions of HC from product storage tank yards etc. must be regularly monitored. Sensors for detecting HC leakage shall be provided at strategic locations.	Complied with. A LDAR program for the refinery has been implemented for the control of HC/VOC emissions. The program focuses on preventive maintenance of pumps, compressors, flanges, and valves. From Apr'24 to Sep'24, a total of 45755 points have been monitored. Sensors for detecting HC leakage have also been provided at strategic locations in the ISBL area. <table><tr><th>Type of Detector</th><th>Numbers</th></tr><tr><td>Hydrocarbon (process area)</td><td>814</td></tr><tr><td>Hydrocarbon(analyzer shelter)</td><td>77</td></tr><tr><td>Toxic gases + Hydrogen</td><td>343</td></tr></table>	Type of Detector	Numbers	Hydrocarbon (process area)	814	Hydrocarbon(analyzer shelter)	77	Toxic gases + Hydrogen	343
Type of Detector	Numbers									
Hydrocarbon (process area)	814									
Hydrocarbon(analyzer shelter)	77									
Toxic gases + Hydrogen	343									
vii	SO ₂ emissions after expansion from the plant shall no exceed 23.64 TPD and further efforts shall be made for reduction of SO ₂ load through use of low	This condition is being complied with. The total SO ₂ emission from the GGSR has been modified to 23.8 TPD as per EC dated 07 th August 2018,								

S. No.	SPECIFIC CONDITIONS	COMPLIANCE STATUS														
	<p>sulphur fuel. Sulphur recovery units shall be installed for control of H₂S emissions. The overall sulphur recovery efficiency of sulphur recovery unit with tail gas treating shall not be less than 99.9 %.</p>	<p>which includes emissions from the expansion projects. SO₂ emissions from the existing refinery remained in the range of 17.6 TPD to 17.9 TPD against the limit of 23.8 TPD.</p> <p>The overall sulphur recovery efficiency of Sulphur Recovery Unit with tail gas treatment for the compliance period was 99.97%</p> <p>Month wise sulphur recovery is given below:</p> <table><tr><th>Month</th><th>Sulphur Recovery (in %)</th></tr><tr><td>Apr'24</td><td>99.99%</td></tr><tr><td>May'24</td><td>99.98%</td></tr><tr><td>June'24</td><td>99.99%</td></tr><tr><td>July'24</td><td>99.99%</td></tr><tr><td>Aug'24</td><td>99.99%</td></tr><tr><td>Sep'24</td><td>99.99%</td></tr></table>	Month	Sulphur Recovery (in %)	Apr'24	99.99%	May'24	99.98%	June'24	99.99%	July'24	99.99%	Aug'24	99.99%	Sep'24	99.99%
Month	Sulphur Recovery (in %)															
Apr'24	99.99%															
May'24	99.98%															
June'24	99.99%															
July'24	99.99%															
Aug'24	99.99%															
Sep'24	99.99%															
viii	<p>As proposed, record of sulphur balance shall be maintained at the Refinery as part of the environmental data on regular basis. The basic component of sulphur balance include sulphur unit through feed (sulphur content in crude oil), sulphur output from refinery through products, byproducts (elemental sulphur), atmospheric emissions etc. will be maintained.</p>	<p>This condition is being complied with.</p> <p>The sulphur balance of the refinery is calculated considering the sulphur content of crude oil, atmospheric SO₂ emissions from various units, solid sulphur produced, and the sulphur content of various products. The sulphur balance is regularly computed and the data maintained.</p>														
ix	<p>Flare gas recovery system shall be installed.</p>	<p>Complied with.</p> <p>The flare recovery system is in operation.</p> <p>The month-wise HC recovery is given below:</p> <table><tr><th>Month</th><th>HC Recovery (MT)</th></tr><tr><td>Apr'24</td><td>497.3</td></tr><tr><td>May'24</td><td>393.6</td></tr><tr><td>June'24</td><td>384.6</td></tr><tr><td>July'24</td><td>401.8</td></tr><tr><td>Aug'24</td><td>484.7</td></tr><tr><td>Sep'24</td><td>467.19</td></tr></table>	Month	HC Recovery (MT)	Apr'24	497.3	May'24	393.6	June'24	384.6	July'24	401.8	Aug'24	484.7	Sep'24	467.19
Month	HC Recovery (MT)															
Apr'24	497.3															
May'24	393.6															
June'24	384.6															
July'24	401.8															
Aug'24	484.7															
Sep'24	467.19															

S. No.	SPECIFIC CONDITIONS	COMPLIANCE STATUS	
		Average	438.8
x	Ambient air quality monitoring stations, (PM ₁₀ , PM _{2.5} , SO ₂ , NO _x , H ₂ S, Mercaptan, non-methane-HC and Benzene) shall be set up in the complex in consultation with State Pollution Control Board, based on occurrence of maximum ground level concentration and down-wind direction of wind. The monitoring network must be decided based on modeling exercise to represent short term GLCs. Trend analysis w.r.t past monitoring results shall also be carried out. Adequate measures based on the trend analysis shall be taken to improve the ambient air quality in the project area.	This condition is being complied. Five (5) continuous ambient air quality monitoring stations have been set up inside GGSR in consultation with the regulatory body. Ambient air quality monitoring data is attached as Annexure-I .	
xi	The gaseous emissions from DG set shall be dispersed through adequate stack height as per CPCB standards. Acoustic enclosure shall be provided to the DG sets to mitigate the noise pollution. Besides, acoustic enclosure/silencer shall be installed wherever it is possible.	Complied with. A suitable stack height as per the prescribed standards and the necessary acoustic enclosure are provided for the DG sets.	
xii	Total water requirement from Kotla Canal after expansion shall not exceed 2,420 m ³ /hr and prior permission shall be obtained from the competent authority. Industrial effluent generation shall not exceed 720m ³ /h and treated in the effluent treatment plant. Out of which 376 m ³ /h of industrial effluent generated from cooling tower blow down and boiler blow down shall be treated through Reverse Osmosis (RO) and Demineralize Plant (DM) and permeate shall be recycled for cooling tower make up and boiler blow down. RO rejects shall be evaporated in the Multiple effect evaporator (MEE). Process effluent and condensate from MEE shall be treated in the ETP comprising API	This condition is being complied. As per the latest EC dated 07 th August 2018, total water requirement is 2452 m ³ /hr. The total water usage and industrial effluent generation/reuse quantities are well within the stipulated limits. The average consumption of raw water for the period Oct'23 to Mar'24 is 2043 m ³ /hr the data for which is given below: DONE	
		Month	Raw water consumption (m ³ /hr)
		APR'24	2218
		MAY'24	2399
		JUNE'24	2273

S. No.	SPECIFIC CONDITIONS	COMPLIANCE STATUS									
	and TPI oil removal units, biological treatment units such as SBR, MBR and tertiary treatment unit. Treatment effluent shall be recycled for cooling tower make up water and reused for horticulture / gardening. Domestic sewage shall be treated in sewage treatment plant (STP).	<table><tr><td>JUL'24</td><td>2131</td></tr><tr><td>AUG'24</td><td>2081</td></tr><tr><td>SEP'24</td><td>2045</td></tr><tr><td>Average</td><td>2191</td></tr></table>	JUL'24	2131	AUG'24	2081	SEP'24	2045	Average	2191	<p>The permission for the drawl of water from Kotla canal was obtained vide letter no. 021/2014-(2) 1128-4426/1 dated 30th July, 2018.</p> <p>Boiler blowdown and cooling tower blowdown are treated in RODM units, and the permeate is recycled back into the process. The RO rejects are evaporated in a solar pond or evaporation plant.</p> <p>An average of 24 m³/day of domestic sewage was treated in domestic sewage treatment plants from APR'24 to SEP'24.</p>
JUL'24	2131										
AUG'24	2081										
SEP'24	2045										
Average	2191										
xiii	All the effluents after treatment shall be routed to a properly lined guard pond for equalization and final control. In the guard pond, automatic monitoring system for flow rate, pH and TOC shall be provided. Data shall be uploaded on company's website and provided to respective regional Office of MoEF&CC and SPCB.	<p>Complied with.</p> <p>All the effluent after treatment is routed to the treated effluent tank. The online flow meter, pH, COD, BOD & TSS analyzers are installed at the ETP outlet and data is being transmitted to the CPCB / PPCB server as per the direction of CPCB/PPCB in 2016, copy of data from APR'24 to SEP'24 is attached as Annexure-VII.</p> <p>The ETP outlet data is uploaded along with six monthly compliance reports on the company's website and also submitted to RO, MoEF&CC, and Chandigarh.</p>									
xiv	Oil catchers / oil traps shall be provided at all possible locations in rain / storm water drainage system inside factory premises.	<p>Complied with.</p> <p>Two (2) nos. of oil catchers are provided in the upstream of the storm water pond within the refinery complex.</p>									
xv	Oily sludge shall be disposed off into coker and balance oily sludge will be treated in the bioremediation facility. Annual oily sludge	<p>Complied with.</p> <p>The oily sludge generated is disposed off in the delayed coker unit (DCU), and the balance of the oily</p>									

S. No.	SPECIFIC CONDITIONS	COMPLIANCE STATUS
	generation and disposal data shall be submitted to the Ministry's Regional office and CPCB.	<p>sludge is disposed of in the secured landfill facility within the refinery complex.</p> <p>The annual return (Form-IV) of hazardous waste containing the data for oily sludge that is generated & disposed off for the period of 2023-24 was submitted vide letter no. HMEL-TS-40-ENV 1145 on dated 25th June, 2024.</p> <p>During APR'24 to SEP'24, total 9076 MT oily and chemical sludge is generated which is reprocessed in Delayed Coker Unit or disposed off within secure SLF.</p>
xvi	The company should strictly comply with the rules and guidelines under Manufacture, Storage and Import of Hazardous Chemicals Rules, 1989 as amended in October, 1994 and January, 2000. Hazardous waste should be disposed of as per Hazardous Waste (Management, Handling & Trans - Boundary movement) rules 2008 & amended time to time.	<p>Complied with.</p> <p>The rules and regulations specified under MSIHC Rules, 1989, have been incorporated into the design requirements of refineries and their associated facilities and accordingly implemented. The hazardous waste is handled, stored, transported, and disposed of as per the Hazardous Waste (Management, Handling, and Transboundary Movement) Rules, 2016 and the hazardous waste authorization issued by PPCB which is valid until 31.03.2025.</p> <p>Hence, this condition is complied with.</p>
xvii	The membership of common TSDF should be obtained for the disposal of the hazardous waste. Copy of authorization or membership of TSDF should be submitted to Ministry's Regional Office at Chandigarh. Chemical/ Inorganic sludge shall be sent to treatment storage disposal facility (TSDF) for hazardous waste. Spent catalyst shall be sent to authorized recyclers /re-processors.	<p>Complied.</p> <p>The refinery has an operational Secured Landfill (SLF) facility within the complex. Non-recyclable or non-reprocessible hazardous waste from the existing as well as expansion units is disposed off in this SLF. Hence, membership of the common TSDF has not been taken. Spent catalyst from various units is disposed off at SPCB authorized recyclers and re-processors.</p>
xviii	Proper oil spillage prevention management plan shall be prepared to avoid spillage/leakage of	<p>Complied with.</p> <p>The oil spillage/leakage prevention management plan is in place.</p>

S. No.	SPECIFIC CONDITIONS	COMPLIANCE STATUS																		
	oil/petroleum products and ensure regular monitoring.																			
xix	The company shall strictly follow all the recommendations mentioned in Charter on Corporate Responsibility for Environmental Protection (CREP).	<p>The CREP recommendations implementation status is as follows:</p> <table> <tr> <th>Sr. No</th><th>Requirement of CREP</th><th>Status</th></tr> <tr> <td>1</td><td>Installation of online monitoring system</td><td>Completed. Continuous Emission and Effluent Monitoring Systems have been installed in stacks and ETP outlets. Continuous Ambient Air Quality Monitoring Stations (CAAQMS) are also installed. The CEMS and CAAQMS data has been transmitted online to CPCB servers since March 2016.</td></tr> <tr> <td>2</td><td>Zero Liquid Discharge</td><td>Completed. GGSR is a ZLD refinery. The entire treated water from ETP is used for greenbelt and horticulture development.</td></tr> <tr> <td>3</td><td>Oily Sludge management</td><td>Oily sludge generated from ETP is processed in DCU, sold to offsite re-processors, or disposed off in SLF.</td></tr> <tr> <td>4</td><td>Installation of VOC collection and treatment system in ETP.</td><td>Completed. Since the design stage, the VOC collection and treatment system has been installed and operational in ETP.</td></tr> <tr> <td>5</td><td>Air Emission reduction measures adopted.</td><td>a) Use of Low Sulphur Fuel Oil and Fuel Gas in Refinery (<0.5 % sulphur in FO & < 150 mg/nm³ sulphur in FG).</td></tr> </table>	Sr. No	Requirement of CREP	Status	1	Installation of online monitoring system	Completed. Continuous Emission and Effluent Monitoring Systems have been installed in stacks and ETP outlets. Continuous Ambient Air Quality Monitoring Stations (CAAQMS) are also installed. The CEMS and CAAQMS data has been transmitted online to CPCB servers since March 2016.	2	Zero Liquid Discharge	Completed. GGSR is a ZLD refinery. The entire treated water from ETP is used for greenbelt and horticulture development.	3	Oily Sludge management	Oily sludge generated from ETP is processed in DCU, sold to offsite re-processors, or disposed off in SLF.	4	Installation of VOC collection and treatment system in ETP.	Completed. Since the design stage, the VOC collection and treatment system has been installed and operational in ETP.	5	Air Emission reduction measures adopted.	a) Use of Low Sulphur Fuel Oil and Fuel Gas in Refinery (<0.5 % sulphur in FO & < 150 mg/nm ³ sulphur in FG).
Sr. No	Requirement of CREP	Status																		
1	Installation of online monitoring system	Completed. Continuous Emission and Effluent Monitoring Systems have been installed in stacks and ETP outlets. Continuous Ambient Air Quality Monitoring Stations (CAAQMS) are also installed. The CEMS and CAAQMS data has been transmitted online to CPCB servers since March 2016.																		
2	Zero Liquid Discharge	Completed. GGSR is a ZLD refinery. The entire treated water from ETP is used for greenbelt and horticulture development.																		
3	Oily Sludge management	Oily sludge generated from ETP is processed in DCU, sold to offsite re-processors, or disposed off in SLF.																		
4	Installation of VOC collection and treatment system in ETP.	Completed. Since the design stage, the VOC collection and treatment system has been installed and operational in ETP.																		
5	Air Emission reduction measures adopted.	a) Use of Low Sulphur Fuel Oil and Fuel Gas in Refinery (<0.5 % sulphur in FO & < 150 mg/nm ³ sulphur in FG).																		

S. No.	SPECIFIC CONDITIONS	COMPLIANCE STATUS		
				<p>b) Use of low NOx burners in all heaters and boilers to minimize NOx emissions.</p> <p>c) Stack heights have been provided in line with the minimum stack height criteria as per CPCB Standards</p> <p>d) Installation of a Third Stage Separator (TSS) and a Fourth Stage Separator (FSS) in the FCC to minimize particulate matter emissions</p> <p>e) Floating roofs are provided in storage tanks to minimize the fugitive emissions.</p> <p>f) VOC emission treatment at ETP to minimize fugitive emissions.</p> <p>g) Closed Blowdown System to minimize hydro - carbon emissions.</p> <p>h) LDAR programme implemented.</p>
xx	Occupational Health Surveillance of the workers should be done on regular basis and records maintained as per Factories Act.	<p>Complied with.</p> <p>A health check is done once every six (6) months for workers working in the operation area and once a year for workers working in the non-operational area. The health checkup records are being maintained as per the Factories Act.</p> <p>Hence, the condition is being complied with.</p>		
xxi	As proposed Green Belt over 33 % of the total project area shall be developed within the plant premises with at least 10 meters wide green belt on all sides along the periphery of the project area, in downwards direction, and along road sides etc.	<p>Complied with.</p> <p>A green belt has been developed as per the latest amended EC obtained from MoEF&CC dated 07th December, 2021.</p>		

S. No.	SPECIFIC CONDITIONS	COMPLIANCE STATUS
	Selection of plant species shall be as per CPCB guidelines in consultation with the DFO.	
xxii	Company shall prepare project specific environmental manual and a copy shall be made available at the project site for the compliance.	Complied with. Environment manuals for ETP have been prepared and is available at the site with the concerned persons.
xxiii	All the recommendations mentioned in the Rapid Risk Assessment report, disaster management plan & safety guidelines shall be implemented. The company should make the arrangement for protection of possible fire and explosion hazards during manufacturing process in material handling.	Complied with. All the recommendations mentioned in the Rapid Risk Assessment report, disaster management plan & safety guidelines have been implemented.
xxiv	All commitment made regarding issues raised during the public hearing/consultation meeting held on 14 th October, shall be satisfactorily implemented. Accordingly provision of budget to be kept.	Complied with. A total of 13 queries were raised during the public hearing for the expansion project. 12 queries have already been completed. One query was related to the shifting of Kanakwal village and the same was closed by the District Administration. Hence, the condition is complied with.
xxv	At least 2.5% (54 crores) of the total cost of the project shall be earmarked towards the Enterprise social responsibility based on Public Hearing Issues and item-wise details along with time bound action plan shall be prepared and submitted to Ministry's Regional Office at Chandigarh.	Complied with. The details of Enterprise Social Responsibility activities undertaken are enclosed as Annexure-III . The time bound action plan has been submitted to the RO, MoEF&CC, Chandigarh.
xxvi	Company shall adopt Corporate Environment Policy as per the Ministry's O.M No. J-11013/41/2006-IA II (I) dated 26 th April 2011 and implemented.	Complied with. We have already adopted and implemented our Corporate Environment Policy.
xxvii	Provision shall be made for the housing of construction labour within site with all necessary infrastructure and facility such as fuel for cooking, mobile toilets, safe drinking water, medical health care, crèche etc. The housing may be in the form of	Complied. The project was completed in 2017. During the project, canteen facilities, toilet facilities, RO drinking water facilities, medical health care facilities, etc. were provided.

S. No.	SPECIFIC CONDITIONS	COMPLIANCE STATUS
	temporary structures to be removed after completion of the project.	Hence, this condition was complied with during the construction phase of the project.

B. GENERAL CONDITIONS:

S. No.	GENERAL CONDITIONS	COMPLIANCE STATUS
i	The project authorities shall strictly adhere to the stipulations made by the State Government & Punjab Pollution Control Board.	Complied with. All the stipulations made by the State Government and the Punjab Pollution Control Board are being complied with.
ii	No further expansion or modification in the plant shall be carried out with our prior approval of the Ministry of Environment and Forest. In case of deviations or alterations in the project proposal from those submitted to this Ministry for Clearance, a fresh reference shall be made to the Ministry to assess the adequacy of conditions imposed and to add additional environmental protection measures required if any.	Complied with. Pursuant to obtaining this clearance, prior Environmental Clearance (EC) has been obtained from MoEF&CC before implementing the BS VI project vide EC letter no. letter no. F.No. J-11011/386/2016-IA-II (I) dated 7 th August 2018. There have been no deviations or alterations made in the project proposal from those submitted to MoEF&CC.
iii	The locations of ambient air quality monitoring stations shall be decided in consultation with the Punjab Pollution Control Board (PPCB) and it shall be insured that at least one station is installed in the upwind and downwind direction as well as where maximum ground level concentrations are anticipated.	Complied with. Five (5) Continuous Ambient Air Quality Monitoring stations have been installed in consultation with PPCB in suitable locations in the Refinery. Hence, this condition is complied with.
iv	The overall noise levels in and around the plant area shall be kept within the standards by providing noise control measures including acoustic hoods, silencers, enclosures etc. on all sources of noise generation. The ambient noise levels shall conform	Complied with. The overall noise levels in and around the plant areas are well within standards. Various noise control measures, such as acoustic hoods, enclosures, etc., have been provided to reduce the impact of high-

S. No.	GENERAL CONDITIONS	COMPLIANCE STATUS
	to the standards prescribed under Environment (Protection) Act 1986 Rules, 1989 viz. 75 dBA (Day time) & 70 dBA (Night time).	noise-generating equipment. The day time and night time noise levels are well within the standards prescribed under the Environment (Protection) Act 1986 Rules, 1989. Please refer to Annexure-II for ambient noise monitoring reports.
v	The company shall harvest rainwater from the roof top of the building and storm drains to recharge the ground water and use the same water for the process activities of the project to conserve fresh water.	Complied with. A total of six rainwater harvesting and groundwater charging pits are installed inside the refinery premises. In refinery, a storm water pond is provided to harvest rainwater. Collected storm water is being utilized for horticulture.
vi	The company shall obtain Authorization for collection, storage and disposal of hazardous waste under the Hazardous Waste (Management, Handling and Trans-Boundary Movement) Rules 2008 and its amendment time to time and prior permissions from PPCB shall be obtained for disposal of solid/hazardous waste including boiler ash.	Complied with. The authorization for collection, storage, and disposal of hazardous waste is available for refinery and is valid till 31.03.2025.
vii	During transfer of materials, spillage shall be avoided and garland drains be constructed to avoid mixing of accidental spillages with domestic wastewater and storm water drains.	The condition is complied with. To avoid the mixing of accidental spillages with domestic wastewater and storm water drains during the transfer of material, garland drains have been constructed.
viii	Usage of Personal Protection Equipment's by all employees/workers should be ensured.	This condition is being complied with. PPE's has been provided to all the employees/workers. It is being ensured by all the plants that proper PPE's are worn by all concerned.
ix	Training shall be imparted to all employees on safety and health aspects of chemicals handling. Pre-employment and routine periodical medical examination for all employees shall be undertaken	This condition is being complied with. Each worker is imparted safety training before issuing a gate pass, and refresher training is done every 6 months.

S. No.	GENERAL CONDITIONS	COMPLIANCE STATUS
	on regular basis. Training to all employees on handling of chemicals shall be imparted.	Pre-employment and periodic medical examinations are done six monthly for workers working in operational areas and yearly for workers working in non-operational areas.
x	The company shall also comply with all the environmental protection measures and safeguards proposed in the project report submitted to the Ministry. All the recommendations made in the EIA/EMP in respect of environmental management risk mitigation measures and public hearing relating to the project shall be implemented.	Complied with.
xi	The company shall undertake CSR activities and all the relevant measures for improving the socio-economic conditions of the surrounding area.	This condition is being complied with. Details of activities undertaken to improve the socio-economic conditions of the surrounding areas are attached as Annexure-VIII .
xii	The company shall undertake eco-developmental measures including community welfare measure in the project area for the overall improvement of the environment.	This condition is being complied with. Details of eco-developmental measures, including community welfare measures in the project area, are enclosed as Annexure-IX .
xiii	A separate Environmental Management cell equipped with full-fledged laboratory facilities shall be set up to carry out the environmental Management and Monitoring functions.	Complied with. A dedicated Environment Management Cell headed by the Deputy General Manager (Environment) looks after the environmental management and monitoring functions of the refinery. GGSR also has a state-of-the art laboratory with environmental pollution analysis equipment.
xiv	As proposed the company shall earmark the sufficient funds toward capital cost and recurring cost per annum to implement the conditions stipulated by the Ministry of Environment and Forest as well as the State Government along with the implementation schedule for all the conditions stipulated herein. The funds so earmarked for	This condition has been complied with. Adequate funds have been allocated for capital and recurring cost and these funds are not diverted for any other purpose.

S. No.	GENERAL CONDITIONS	COMPLIANCE STATUS
	environment management/ pollution control measures shall not be diverted for any other purpose.	
xv	A copy of the clearance letter shall be sent by the project proponent to concerned Panchayat, Zila Parishad / Municipal Corporation Urban local Body and the local NGO, if any, from who suggestions /representations, if any, were received while processing the proposal.	This condition has already been complied with. The company has not received any suggestions/ representations while processing the proposal.
xvi	The project proponent shall also submit six monthly reports on the status of compliance of the stipulated Environmental Clearance conditions including results of monitored data (both in hard copies as well as email) to the respective regional office of MoEF&CC, the respective zonal office of CPCB and the Punjab Pollution Control Board. A copy of Environmental Clearance and six monthly compliance status report shall be posted on the website of the company.	This condition is being complied with. The six-monthly compliance status reports of the stipulated EC conditions, including the results of the monitored data, are being sent to the regional offices of MoEF&CC, CPCB and ZO, PPCB vide letter no. HMEL-TS-40-ENV 1139 dated 30 th May, 2024, copy attached as Annexure-IV . A copy of an environmental clearance and six monthly compliance reports have been uploaded on the HMEL website at the link given below: http://www.hmel.in/corporate-sustainability-disclosures-report
xvii	The environmental statement for each financial year ending 31 st March in Form - V as is mandated shall be submitted to the Punjab Pollution Control Board as prescribed under Environment (Protection) Rules, 1986, as amended subsequently, shall also be put up on the website of the company along with the status of compliance of environmental clearance conditions and shall also be sent to the Chandigarh Regional offices of MOEF by e-mail.	This condition is being complied with. The environment statement for each financial year ending 31 st March in Form-V is being submitted to PPCB and a copy of the same is uploaded on the HMEL website in the link given below: http://www.hmel.in/corporate-sustainability-disclosures-report

S. No.	GENERAL CONDITIONS	COMPLIANCE STATUS
xvii i	The project proponent shall inform the public that the project has been accorded Environment Clearance by the Ministry and copies of the clearance letter are available with SPCB/committee and may also be seen at website of the ministry at http://envfor.nic.in . This shall be advertised within seven days from the date of issue of the clearance letter at least in two local newspaper that are widely circulated in the region of which one shall be in the vernacular language of the locality concerned and a copy of the same shall be forwarded to the Regional Office of Ministry.	Complied. The accordence of Environmental Clearance for the project was advertised in two widely circulated local newspapers namely Tribune Bathinda (English) and Ajit (Punjabi) on 30 th June 2015. A copy of these advertisements was submitted to the Regional Office, MoEF&CC, Chandigarh vide our letter no. 9112-000-TSHQ-009-2015-14 dated 7 th July, 2015.
xix	The project authorities shall inform the regional office as well as the ministry, the date of financial closure and final approval of the project by the concerned authorities and the date of start of the project.	The requested project milestones are as follows: 1. The date of final board approval is 21 st December, 2012. 2. The date of financial closure is 20 th March, 2013. 3. The date of the start of the project is 9 th September, 2015.

Six Monthly EC Compliance Report from for Fuel Quality Up-gradation Project at Guru Gobind Singh Refinery, Village Phulokhari, Bathinda District, Punjab (India).

EC No: F. No. J-11011/386/2016-IA-II (I) dated 7th August 2018.

SPECIFIC CONDIONS:

S. No.	SPECIFIC CONDIONS	COMPLIANCE STATUS
(i)	The project proponent shall take stringent mitigating and other remedial measure to minimize the incremental concentration of air pollution (mainly PM ₁₀ & PM _{2.5}) to extent possible.	Complied with. The following measures have been implemented to minimize the emissions from the proposed project: <ol style="list-style-type: none"> 1. Regular sprinkling of water on roads. 2. Widening and bitumen laying of roads. 3. Bitumen carpeting in vehicle parking areas at the refinery main gate. 4. Discourage of stubble burning by providing happy seeders to villagers.
(ii)	The project proponent shall develop local air quality management plan in consultation with SPCB and implemented to achieve desired standards.	The local air quality management plan has been prepared and submitted to PPCB vide letter no. HMEL-TS-40-ENV 644, dated 24 th May'19.
(iii)	The incremental ground level concentration (GLCs) for PM ₁₀ , PM _{2.5} , SO ₂ & NO _x due to the increased vehicular and other allied/developmental activities, shall be analysed and reported for actual impact of the project.	This condition is being complied with.
(iv)	Consent to Establish/Operate for the project shall be obtained from the State Pollution Control Board as required under the Air (Prevention and Control of Pollution) Act, 1981 and the Water (Prevention and Control of Pollution) Act, 1974.	Complied with. The Consent to Operate (CTO) for the project has been obtained from the State Pollution Control Board as required under the Air (Prevention and Control of Pollution) Act, 1981 and the Water (Prevention and Control of Pollution) Act, 1974. A copy of the same is attached as Annexure-X.
(v)	For the fuel quality up-gradation, as already committed by the project proponent, Zero Liquid	Complied with.

S. No.	SPECIFIC CONDIONS	COMPLIANCE STATUS				
	Discharge shall be ensured and no waste/treated water shall be discharged outside the premises.	The existing refinery complex as well as the Fual Up-gradation plant are Zero Liquid Discharge (ZLD) refinery. Treated effluent is recycled and re-used for greenbelt/horticulture etc. Hence, no waste/treated water is discharged outside the premises.				
(vi)	Necessary authorization required under the Hazardous and other Wastes (Management and Trans-Boundary Movement) Rules, 2016 and Solid Waste Management Rules, 2016 shall be obtained and the provisions contained in Rules shall be strictly adhered to.	<p>This condition has been complied with.</p> <p>The authorization for collection, storage & disposal of Hazardous waste has already been obtained and is valid till 31.03.2025.</p>				
(vii)	National Emission Standards for Petroleum Oil Refinery issued by the Ministry vide G.S.R. 186(E) dated 18 th March, 2008 and G.S.R. 595(E) dated 21st August, 2009 as amended time to time shall be followed.	<p>This condition is being complied with.</p>				
(viii)	Total SO ₂ emission from the refinery shall not exceed 990 kg/hr.	<p>This condition is being complied with.</p> <p>Exiting SO₂ emission: average range: 733kg/hr to 745 kg/hr (17.6 TPD to 17.9 TPD).</p>				
(ix)	The control source and the fugitive emissions, suitable pollution control devices shall be installed with different stacks (attached to DHDT, HGU, Prime G) to meet the prescribed norms and/or the NAAQS. The gaseous emissions shall be dispersed through stack of adequate height as per CPCB/SPCB guidelines.	<p>Complied with.</p> <p>The DHDT and HGU plants are designed to meet prescribed CPCB/PPCB norms for the refinery.</p> <p>Gaseous emissions are discharged through stacks of adequate height as per CPCB/PPCB norms.</p>				
(x)	Total fresh water requirement shall not exceed 5,952 cum/hr (including 32 cum/hr for the proposed project) to be met from Kotla Canal. Necessary permission in this regard shall be obtained from the concerned regulatory authority.	<p>Complied with.</p> <p>The total water usage and industrial effluent generation/reuse quantities are well within the stipulated limits.</p> <p>The average consumption of raw water for the period APR'24 to SEP'24 is 2191 m³/hr</p> <p>Details of the raw water consumption is given below:</p> <table><tr><th>Month</th><th>Raw water consumption (m³/hr)</th></tr><tr><td>Oct'23</td><td>2218</td></tr></table>	Month	Raw water consumption (m ³ /hr)	Oct'23	2218
Month	Raw water consumption (m ³ /hr)					
Oct'23	2218					

S. No.	SPECIFIC CONDIONS	COMPLIANCE STATUS	
		Nov'23	2399
		Dec'23	2273
		Jan'24	2131
		Feb'24	2081
		Mar'24	2045
		Average	2191
		The necessary permission had already been obtained from the state irrigation department.	
(xi)	Process effluent/any wastewater shall not be allowed to mix with storm water. The storm water from the premises shall be collected and discharged through a separate conveyance system.	Complied with.	
(xii)	Hazardous chemicals shall be stored in tanks, tank farms, drums, carboys etc. Flame arrestors shall be provided on tank farm, and solvent transfer to be done through pumps.	This condition is being complied with.	
(xiii)	Process organic residue and spent carbon shall be sent to cement industries. ETP sludge, process inorganic & evaporation salt shall be disposed off to the TSDF. The ash from boiler shall be sold to brick manufacturers/cement industry.	This condition is being complied with. There is no boiler in the BS-VI project.	
(xiv)	The company shall strictly comply with the rules and guidelines under Manufacture, Storage and import of Hazardous Chemicals (MSIHC) Rules, 1989 as amended time to time. All transportation of Hazardous chemicals shall be as per the Motor Vehicle Act (MVA), 1989.	This condition is being complied with.	
(xv)	Fly ash should be stored separately as per CPCB guidelines so that it should not adversely affect the air quality, becoming air borne by wind or water regime during rainy season by flowing along with the storm	Complied with. There is no boiler in the BS-VI project. Fly as generated from the two CFBC boilers of 300 TPH capacity each is stored in silos and given to the cement industries.	

S. No.	SPECIFIC CONDIONS	COMPLIANCE STATUS
	water. Direct exposure of workers to fly ash & dust should be avoided.	
(xvi)	<p>The company shall undertake waste minimization measures as below: -</p> <ol style="list-style-type: none"> Metering and control of quantities of active ingredients to minimize waste Reuse of by-products from the process as raw materials or as raw material substitutes in other processes. Use of automated filling to minimize spillage. Use of Close Feed system into batch reactors. Venting equipment through vapor recovery system Use of high pressure hoses for equipment clearing to reduce wastewater generation 	Noted & complied with.
(xvii)	The green belt of 5-10 m width shall be developed in more than 33% of the total project area, mainly along the plant periphery, in downward wind direction, and along road sides etc. Selection of plant species shall be as per the CPCB guideline in consultation with State Forest Department.	A green belt has been developed as per the latest amended EC obtained from MoEF&CC dated 07 th December, 2021.
(xviii)	At least 0.25% of the total project cost shall be allocated for Corporate Environment Responsibility (CER) and item-wise details along with time bound action plan shall be prepared and submitted to the Ministry's Regional Office.	<p>INR: 275 lakhs i.e. about 0.25% of the total project cost has been allocated for Corporate Environment Responsibility (CER) and the time bound action plan has been submitted to MoEF&CC. A copy of the mail to MoEF&CC is enclosed as Annexure-XI.</p> <p>A 250 KLD wastewater treatment plant has been installed and made operational by the company in Phullokhari village under Corporate Environmental Responsibility (CER). Till date, the company has incurred an expenditure of INR: 70 lakhs (Approx).</p>
(xix)	For the DG sets, emission limits and the stack height shall be in conformity with the extant regulations and	Complied with.

S. No.	SPECIFIC CONDITIONS	COMPLIANCE STATUS
	the CPCB guidelines. Acoustic enclosure shall be provided to DG set for controlling the noise pollution.	A suitable stack height as per the prescribed standards and the necessary acoustic enclosure are provided for the DG sets.
(xx)	The unit shall make the arrangement for protection of possible fire hazards during manufacturing process in material handling. Firefighting system shall be as per the norms.	Condition Complied with. Firefighting systems in manufacturing processes and material handling areas are already installed as per OISD standards.
(xxi)	Continuous online (24*7) monitoring system for stack emissions shall be installed for measurement of flue gas discharge and the pollutants concentration, and the data to be transmitted to the CPCB and SPCB server. For online continuous monitoring of effluent, the unit shall install web camera with night vision capability and flow meters in the channel/drain carrying effluent within premises	Condition Complied with. Online SO ₂ , NO _x , CO and SPM analyzers for the existing refinery have been installed and the online data is being transmitted to CPCB / PPCB servers. Similarly, online continuous effluent monitoring systems and flow meters have been installed at the existing ETP and the online data is being transmitted to CPCB/PPCB. In the proposed project, CEMS for SO _x , NO _x , CO, and PM have been installed, and the online data is being transmitted to CPCB and PPCB servers.
(xxii)	Occupational health surveillance of the workers shall be done on a regular basis and records maintained as per the Factories Act.	Complied with. Occupation health surveillance is done once every six (6) months for employees working in operational areas and once a year for employees working in non-operational areas, and records are maintained as per the Factories Act.

10.1: GENERIC CONDITIONS:

S. No.	GENERIC CONDITIONS	COMPLIANCE STATUS
(i)	The project authorities must strictly adhere to the stipulations made by the State Government, Central Pollution Control Board, State Pollution Control Board and any other statutory authority.	Complied with. All the conditions stipulated by the MoEF&CC, CPCB and PPCB are being strictly adhered.
(ii)	No further expansion or modifications in the plant shall be carried out without prior approval of the Ministry of Environment, Forest and Climate Change. In case of deviations or alterations in the project proposal from those submitted to this Ministry for clearance, a fresh reference shall be made to the Ministry to assess the adequacy of conditions imposed and to add additional environmental protection measures required, if any.	Complied with. Prior Environmental Clearances have been obtained from MoEF&CC before implementing the modification/expansion of the existing refinery. Hence, this condition has been complied with.
(iii)	The locations of ambient air quality monitoring stations shall be decided in consultation with the State Pollution Control Board (SPCB) and it shall be ensured the at least one station each is installed in the upwind and downwind direction as well as where maximum ground level concentrations are anticipated.	This condition is being complied with. Five (5) Continuous Ambient Air Quality Monitoring Stations (CAAQMS) have been installed at the periphery of the refinery in consultation with the Punjab Pollution Control Board (PPCB).
(iv)	The National Ambient Air Quality Emission Standards issued by the Ministry vide G.S.R No 826(E) dated 16 th November, 2009 shall be followed.	Condition noted and complied with. The National Ambient Air Quality Emission Standards issued by MoEF&CC vide G.S.R. No. 826 (E) dated 16 th November 2009 are being monitored and the data is being transmitted online to CPCB / PPCB servers.
(v)	The overall noise levels in and around the plant area shall be kept well within the standards by providing noise control measures including acoustic hoods, silencers, enclosures etc. on all sources of noise	Being complied with. The overall noise levels in and around the plant areas are well within standards. Various noise control measures, such as acoustic hoods, enclosures, etc.,

	generation. The ambient noise level shall conform to the standards prescribed under Environment (Protection) Act, 1986 Rules viz. 75 dBA (day time) and 70 dBA (night time).	have been provided to reduce the impact of high-noise-generating equipment. The day time and night time noise levels are well within the standards prescribed under the Environment (Protection) Act 1986 Rules, 1989. Please refer to Annexure-II ambient noise monitoring reports (from APR'24 to SEP'24).
(vi)	The company shall harvest rainwater from the roof tops of the buildings and storm water drains to recharge the ground water and use the same water for the process activities of the project to conserve fresh water	Complied with. A total of six rainwater harvesting and groundwater charging pits are installed inside the refinery premises. In the refinery, a storm water pond is provided to harvest rainwater. Collected storm water is being utilized for firefighting and horticulture.
(vii)	Training shall be imparted to all employees on safety and health aspects of chemicals handling. Pre-employment and routine periodical medical examinations for all employees shall be undertaken on regular basis. Training to all employees on handling of chemicals shall be imparted.	Complied with. Each worker is imparted safety training before issuing a gate pass, and refresher training is done every 6 months. Pre-employment and periodic medical examinations are done six months a year for workers working in operational areas and once a year for workers working in non-operational areas.
(viii)	The company shall also comply with all the environment protection measures and safeguards proposed in the documents submitted to the Ministry. All the recommendations made in the EIA/EMP in respect of environmental management and risk mitigation measures relating to the project shall be implemented.	This condition is being complied with.
(ix)	The company shall undertake all relevant measures for improving the socio-economic conditions of the surrounding area. ESC activities shall be undertaken by involving local villages and administration.	This condition is being complied with. Details of activities undertaken to improve the socio-economic conditions of the surrounding areas are attached as Annexure-VIII .
(x)	The company shall undertake eco-developmental measures including community welfare measures in	This condition is being complied with.

	the project area for the overall improvement of the environment.	Details of eco-developmental measures, including community welfare measures in the project area, are enclosed as Annexure-IX .
(xi)	The company shall earmark sufficient funds towards capital cost and recurring cost per annum to implement conditions stipulated by the Ministry of Environment, Forest and Climate change as well as the State government along with the implementation schedule for all the conditions stipulated herein. The funds so earmarked for environment management/ pollution control measures shall not be diverted for any other purpose.	Complied with. The company has earmarked sufficient funds towards capital cost and recurring cost per annum to implement conditions stipulated by the MoEF&CC as well as PPCB and will not be diverted for any other purpose.
(xii)	A copy of clearance letter shall be sent by the project proponent to concerned Panchayat, Zilla Parishad /Municipal Corporation, Urban local Body and the local NGO, If any, from whom suggestions/representations if any, were received while processing the proposal.	A copy of the EC letter had already been sent to the concerned quarters.
(xiii)	The project proponent shall also submit six monthly reports on the status of compliance of the stipulated Environmental Clearance conditions including results of monitored data (both in hard copies as well as by e-mail) to the respective Regional Office of MoEF&CC, the respective Zonal office of CPCB and SPCB. A copy of Environment Clearance and six monthly compliance status report shall be posted on the website of the company.	This condition is being complied with. The last six-monthly compliance reports were submitted to the Regional Office of MoEF&CC, the respective Zonal office of CPCB and SPCB vide letter no. Latest submission via letter no. HMEL-TS-40-ENV 1098 dated 29 th Nov, 2023, copy of the submission is attached as Annexure-IV . A copy of Environment Clearance and six monthly compliance report has been uploaded on the HMEL website in the link given below: http://www.hmel.in/corporate-sustainability-disclosures-report
(xiv)	The environment statement for each financial year ending 31 st March in Form-V as is mandated shall be submitted to the concerned State Pollution Control Board as prescribed under the Environment (Protection) Rules, 1986, as amended subsequently,	This condition is being complied with. The environment statement for each financial year ending 31 st March in Form-V is being submitted to PPCB and a copy of the same is uploaded on the HMEL website in the link given below:

	shall also be put on the website of the company along with the status of compliance of environmental clearance conditions and shall also be send to the respective Regional Offices of MoEF&CC by e-mail.	http://www.hmel.in/corporate-sustainability-disclosures-report
(xv)	<p>The project proponent shall inform the public that the project has been accorded environmental clearance by the Ministry and copies of the clearance letter are available with the SPCB/committee and may also be seen at Website of the Ministry at http://moef.nic.in. This shall be advertised within seven days from the date of issue of the clearance letter, at least in two local newspapers that are widely circulated in the region of which one shall be in the vernacular language of the locality concerned and a copy of the same shall be forwarded to other concerned and a copy of the same shall be forwarded to the concerned Regional Office of the Ministry</p>	<p>A copy of the advertisement publishing the accordance of environmental clearance by MoEF&CC in the two widely circulated local newspapers is attached as Annexure-XII. NEWSAPAPER</p> <p>Hence, this condition has been complied with.</p>
(xvi)	The project authorities shall inform the Regional Office as well as the Ministry, the date of financial closure and final approval of the project by the concerned authorities and the date of start of the project.	<p>This condition is complied with.</p> <p>The requested project milestones are as follows:</p> <ol style="list-style-type: none"> 1. Final board approval of the Project: 30th December, 2016. 2. Start of the Project: 6th May, 2019. 3. Financial closure of the project: Financial closure is 01.03.2021.

ANNEXURE-I

Annexure-I							
Monthly Average AAQMS Data of GGSR for April'2024 to september'2024							
Parameter		SO ₂	NO ₂	PM ₁₀	PM _{2.5}	BENZENE	THC
Station No.	Month	µg/m ³	µg/m ³	µg/m ³	µg/m ³	µg/m ³	mg/m ³
AAQMS 1	Apr-24	8.49	30.41	111.55	30.94	2.52	4.03
AAQMS 2		12.49	19.69	90.20	33.74	2.41	2.63
AAQMS 3		13.48	19.91	101.98	29.72	2.14	3.79
AAQMS 4		9.64	26.55	106.70	32.50	3.21	2.14
AAQMS 5		7.92	26.46	120.59	43.76	1.33	2.61
Min		7.92	19.69	90.20	29.72	1.33	2.14
Max		13.48	30.41	120.59	43.76	3.21	4.03
Avg		10.41	24.60	106.20	34.13	2.32	3.04
CPCB limit		80	80	100	60	5	NA
AAQMS 1	May-24	9.31	23.47	195.89	56.18	1.42	4.47
AAQMS 2		11.08	15.33	144.20	58.45	2.21	2.36
AAQMS 3		14.79	23.14	152.10	47.07	2.67	3.28
AAQMS 4		9.19	26.25	161.51	63.20	2.74	2.18
AAQMS 5		9.56	27.49	172.49	67.04	1.04	2.46
Min		9.19	15.33	144.20	47.07	1.04	2.18
Max		14.79	27.49	195.89	67.04	2.74	4.47
Avg		10.79	23.14	165.24	58.39	2.02	2.95
CPCB limit		80	80	100	60	5	NA
AAQMS 1	Jun-24	6.94	23.26	189.74	41.35	1.87	2.40
AAQMS 2		7.22	22.63	174.15	77.98	2.23	1.78
AAQMS 3		10.22	29.94	129.98	46.54	2.31	3.40
AAQMS 4		8.12	21.34	162.40	71.41	2.94	1.74
AAQMS 5		10.97	29.82	166.53	74.09	1.39	1.84
Min		6.94	21.34	129.98	41.35	1.39	1.74
Max		10.97	29.94	189.74	77.98	2.94	3.40
Avg		8.70	25.40	164.56	62.27	2.15	2.23
CPCB limit		80	80	100	60	5	NA
AAQMS 1	Jul-24	6.69	26.54	72.97	18.66	1.84	2.64
AAQMS 2		5.52	15.67	76.02	43.51	2.26	2.32
AAQMS 3		9.22	31.11	66.73	22.83	2.24	4.23
AAQMS 4		10.24	20.86	112.02	55.18	2.86	2.50
AAQMS 5		7.28	24.45	64.19	24.61	2.74	2.30
Min		5.52	15.67	64.19	18.66	1.84	2.30
Max		10.24	31.11	112.02	55.18	2.86	4.23
Avg		7.79	23.72	78.39	32.96	2.39	2.80
CPCB limit		80	80	100	60	5	NA
AAQMS 1	Aug-24	8.69	30.40	60.80	10.38	2.70	3.96
AAQMS 2		5.68	21.27	35.17	19.58	1.93	3.99
AAQMS 3		8.71	28.63	36.85	12.71	2.71	3.99
AAQMS 4		10.84	22.24	78.98	40.98	2.96	4.15
AAQMS 5		7.41	18.15	30.05	13.90	1.44	3.02
Min		5.68	18.15	30.05	10.38	1.44	3.02
Max		10.84	30.40	78.98	40.98	2.96	4.15
Avg		8.26	24.14	48.37	19.51	2.35	3.82
CPCB limit		80	80	100	60	5	NA
AAQMS 1	Sep-24	7.71	30.18	87.77	35.89	2.23	3.99
AAQMS 2		7.93	15.42	70.74	32.56	2.81	5.65
AAQMS 3		9.90	26.13	71.34	21.78	1.81	5.91
AAQMS 4		9.04	30.45	99.06	48.70	2.34	5.73
AAQMS 5		8.77	18.36	65.99	24.97	1.38	4.10
Min		7.71	15.42	65.99	21.78	1.38	3.99
Max		9.90	30.45	99.06	48.70	2.81	5.91
Avg		8.67	24.11	78.98	32.78	2.11	5.08
CPCB limit		80	80	100	60	5	NA

NOTE :

Particulate Matter (PM₁₀) is already higher in ambient air quality baseline data even before the start of the refinery operation. Its value varies from 252.5 µg/m³ to 325.7 µg/m³ as per baseline data for year 2010.

Particulate Matter (PM_{2.5}) is already higher in ambient air quality baseline data even before the start of the refinery operation. Its value varies from 101.8 µg/m³ to 194 µg/m³ as per baseline data for year 2010.

ANNEXURE-II



ALKOM SYNERGY PVT LTD



Laboratory:- C-212, 2nd & 3rd Floor,
Sector-10, Noida-201301, U.P.(INDIA)
Tel.: 0120-4320319 Mob.:+91-8882196187
Email: info@alkom.in, www.alkomsynergy.com

TEST REPORT

Test Report of Ambient Noise	Report Code AN-030524-09	Date of Issue 03/05/2024
Issued to	M/s HPCL-Mittal Energy Limited, Village-Phullokhar, Taluka-Talwandi Saboo, Distt. Bhatinda (Punjab) India	
Date of Sampling & Time	05/04/2024	
Name of the Location	HMEL REFINERY	

Sr. No.	Location	Test Result dB(A) Day Time	Test Result dB(A) Night Time
1	Near Refinery Main Gate	68.1	55.9
2	Near Fire Water Reservoir	65.9	53.4
3	Near Road Crude Oil Tanks	73.4	58.6
4	Near ETP-1 (Refinery)	68.5	55.2
5	Near ETP-2 (Petchem)	69.7	57.6
6	Near Storm Water Pond East Side	70.9	52.4
7	Near Sulphur Yard South East Side	72.5	53.1
8	Near Rail Loading Dispatch South East Side	72.9	51.5
9	Near CPP North East Side	69.2	53.9
10	Near Poly Propylene Dispatch Area	68.4	51.6
11	Near Ecological Pond Area	64.8	50.8
12	Near Refinery Flare Area	73.9	62.9
13	Near Petchem Flare Area	72.8	64.6
14	Near Cool Heading Yard	68.2	59.4
15	Battery Limits DFCU	69.9	62.5
Permissible Limit in *dB(A) Leq For Industrial Area		75 dB(A)	70 dB(A)

*dB (A) Leq denotes the time weighted average of the level of sound in decibel on scale 'A' which is relatable to human hearing.

CPCB = Central Pollution Control Board

Note: The Noise Ambient Air Quality Standards are given for reference

Area Code	Category of Area/Zone	Limits in dB(A) Leq	
		Day Time	Night Time
(A)	Industrial Area	75	70
(B)	Commercial Area	65	55
(C)	Residential Area	55	45
(D)	Silence Zone	50	40

End of Report

[Signature]
CHECKED BY

AUTHORIZED SIGNATORY



**TEST REPORT**

Test Report of	Report Code	Date of Issue
Ambient Noise	AN-060624-09	06/06/2024
Issued to	M/s HPCL-Mittal Energy Limited, Village-Phullokhar, Taluka-TalwandiSaboo, Distt. Bhatinda(Punjab) India	
Date of Sampling & Time	04/05/2024	
Name of the Location	HMEL REFINERY	

Sr. No.	Location	Test Result dB(A) Day Time	Test Result dB(A) Night Time
1	Near Refinery Main Gate	70.2	56.9
2	Near Fire Water Reservoir	67.5	52.8
3	Near Road Crude Oil Tanks	72.1	59.3
4	Near ETP-1 (Refinery)	69.5	54.1
5	Near ETP-2 (Petchem)	70.9	58.5
6	Near Storm Water Pond East Side	68.2	53.9
7	Near Sulphur Yard South East Side	71.7	52.1
8	Near Rail Loading Dispatch South East Side	73.5	52.9
9	Near CPP North East Side	68.2	54.5
10	Near Poly Propylene Dispatch Area	69.4	52.9
11	Near Ecological Pond Area	63.9	51.7
12	Near Refinery Flare Area	72.1	63.4
13	Near Petchem Flare Area	74.6	62.1
14	Near Cool Heading Yard	67.4	58.5
15	Battery Limits DFCU	68.7	63.7
Permissible Limit in *dB(A) Leq For Industrial Area		75 dB(A)	70 dB(A)

*dB (A) Leq denotes the time weighted average of the level of sound in decibel on scale 'A' which is relatable to human hearing.

CPCB = Central Pollution Control Board

Note: The Noise Ambient Air Quality Standards are given for reference

Area Code	Category of Area/Zone	Limits in dB(A) Leq	
		Day Time	Night Time
(A)	Industrial Area	75	70
(B)	Commercial Area	65	55
(C)	Residential Area	55	45
(D)	Silence Zone	50	40

End of Report

CHECKED BY

AUTHORIZED SIGNATORY





TEST REPORT

Test Report of	Report Code	Date of Issue
Ambient Noise	AN-04072024-09	04/07/2024
Issued to	M/s HPCL-Mittal Energy Limited, Village-Phullokhar, Taluka-TalwandiSaboo, Distt. Bhatinda(Punjab) India	
Date of Sampling & Time	05/06/2024	
Name of the Location	HMEL REFINERY	

Sr. No.	Location	Test Result dB(A) Day Time	Test Result dB(A) Night Time
1	Near Refinery Main Gate	72.4	58.9
2	Near Fire Water Reservoir	66.1	53.7
3	Near Road Crude Oil Tanks	71.3	57.1
4	Near ETP-1 (Refinery)	68.9	55.5
5	Near ETP-2 (Petchem)	73.6	52.7
6	Near Storm Water Pond East Side	69.4	51.9
7	Near Suiphur Yard South East Side	70.9	54.6
8	Near Rail Loading Dispatch South East Side	72.5	50.7
9	Near CPP North East Side	69.1	53.1
10	Near Poly Propylene Dispatch Area	67.3	51.9
11	Near Ecological Pond Area	62.1	50.7
12	Near Refinery Flare Area	74.3	65.9
13	Near Petchem Flare Area	72.5	64.3
14	Near Cool Heading Yard	66.1	54.2
15	Battery Limits DFCU	69.6	60.7
Permissible Limit in *dB(A) Leq For Industrial Area		75 dB(A)	70 dB(A)

*dB (A) Leq denotes the time weighted average of the level of sound in decibel on scale 'A' which is relatable to human hearing.

CPCB = Central Pollution Control Board

Note: The Noise Ambient Air Quality Standards are given for reference

Area Code	Category of Area/Zone	Limits in dB(A) Leq	
		Day Time	Night Time
(A)	Industrial Area	75	70
(B)	Commercial Area	65	55
(C)	Residential Area	55	45
(D)	Silence Zone	50	40

End of Report

CHECKED BY

AUTHORIZED SIGNATORY



**TEST REPORT**

Test Report of	Report Code	Date of Issue
Ambient Noise	AN-02082024-09	02/08/2024
Issued to	M/s HPCL-Mittal Energy Limited, Village-Phullokhari, Taluka-TalwandiSaboo, Distt. Bhatinda(Punjab) India	
Date of Sampling & Time	05/07/2024	
Name of the Location	HMEL REFINERY	

Sr. No.	Location	Test Result dB(A) Day Time	Test Result dB(A) Night Time
1	Near Refinery Main Gate	67.8	54.2
2	Near Fire Water Reservoir	64.2	52.6
3	Near Road Crude Oil Tanks	72.1	56.9
4	Near ETP-1 (Refinery)	66.3	55.2
5	Near ETP-2 (Petchem)	68.1	56.7
6	Near Storm Water Pond East Side	69.6	54.5
7	Near Sulphur Yard South East Side	70.1	52.1
8	Near Rail Loading Dispatch South East Side	68.8	53.9
9	Near CPP North East Side	71.4	56.2
10	Near Poly Propylene Dispatch Area	70.5	53.1
11	Near Ecological Pond Area	67.1	50.1
12	Near Refinery Flare Area	73.4	64.8
13	Near Petchem Flare Area	72.9	65.1
14	Near Cool Heading Yard	69.5	58.7
15	Battery Limits DFCU	70.3	63.2
Permissible Limit in *dB(A) Leq For Industrial Area		75 dB(A)	70 dB(A)

*dB (A) Leq denotes the time weighted average of the level of sound in decibel on scale 'A' which is relatable to human hearing.

CPCB = Central Pollution Control Board

Note: The Noise Ambient Air Quality Standards are given for reference

Area Code	Category of Area/Zone	Limits in dB(A) Leq	
		Day Time	Night Time
(A)	Industrial Area	75	70
(B)	Commercial Area	65	55
(C)	Residential Area	55	45
(D)	Silence Zone	50	40

End of Report

CHECKED BY

AUTHORIZED SIGNATORY





TEST REPORT

Test Report of	Report Code	Date of Issue
Ambient Noise	AN-040924-09	04/09/2024
Issued to	M/s HPCL-Mittal Energy Limited, Village-Phullokhar, Taluka-TalwandiSaboo, Distt. Bhatinda(Punjab) India	
Date of Sampling & Time	16/08/2024	
Name of the Location	HMEL REFINERY	

Sr. No.	Location	Test Result dB(A) Day Time	Test Result dB(A) Night Time
1	Near Refinery Main Gate	69.4	52.9
2	Near Fire Water Reservoir	66.1	51.7
3	Near Road Crude Oil Tanks	73.5	55.1
4	Near ETP-1 (Refinery)	68.4	54.5
5	Near ETP-2 (Petchem)	67.9	57.4
6	Near Storm Water Pond East Side	67.6	55.8
7	Near Sulphur Yard South East Side	68.1	54.1
8	Near Rail Loading Dispatch South East Side	70.4	52.5
9	Near CPP North East Side	72.9	55.8
10	Near Poly Propylene Dispatch Area	69.5	54.1
11	Near Ecological Pond Area	67.1	52.6
12	Near Refinery Flare Area	72.4	65.3
13	Near Petchem Flare Area	73.8	66.1
14	Near Cool Heading Yard	68.1	57.5
15	Battery Limits DFCU	70.8	62.4
Permissible Limit in *dB(A) Leq For Industrial Area		75 dB(A)	70 dB(A)

*dB (A) Leq denotes the time weighted average of the level of sound in decibel on scale 'A' which is relatable to human hearing.

CPCB = Central Pollution Control Board

Note: The Noise Ambient Air Quality Standards are given for reference

Area Code	Category of Area/Zone	Limits in dB(A) Leq	
		Day Time	Night Time
(A)	Industrial Area	75	70
(B)	Commercial Area	65	55
(C)	Residential Area	55	45
(D)	Silence Zone	50	40

End of Report

CHECKED BY

AUTHORIZED SIGNATORY



TEST REPORT

Test Report of	Report Code	Date of Issue
Ambient Noise	AN-071024-09	07/10/2024
Issued to	M/s HPCL-Mittal Energy Limited, Village-Phullokhari, Taluka-TalwandiSaboo, Distt. Bhatinda(Punjab) India	
Date of Sampling & Time	18/09/2024	
Name of the Location	HMEL REFINERY	

Sr. No.	Location	Test Result dB(A) Day Time	Test Result dB(A) Night Time
1	Near Refinery Main Gate	70.5	53.7
2	Near Fire Water Reservoir	64.9	52.5
3	Near Road Crude Oil Tanks	72.1	56.7
4	Near ETP-1 (Refinery)	70.9	55.1
5	Near ETP-2 (Petchem)	69.8	58.4
6	Near Storm Water Pond East Side	66.3	54.7
7	Near Sulphur Yard South East Side	69.5	56.1
8	Near Rail Loading Dispatch South East Side	72.1	53.7
9	Near CPP North East Side	73.8	56.2
10	Near Poly Propylene Dispatch Area	68.2	53.7
11	Near Ecological Pond Area	70.7	54.1
12	Near Refinery Flare Area	74.5	68.1
13	Near Petchem Flare Area	73.8	66.5
14	Near Cool Heading Yard	70.1	56.7
15	Battery Limits DFCU	72.5	63.9
Permissible Limit in *dB(A) Leq For Industrial Area		75 dB(A)	70 dB(A)

*dB (A) Leq denotes the time weighted average of the level of sound in decibel on scale 'A' which is relatable to human hearing.

CPCB = Central Pollution Control Board

Note: The Noise Ambient Air Quality Standards are given for reference

Area Code	Category of Area/Zone	Limits in dB(A) Leq	
		Day Time	Night Time
(A)	Industrial Area	75	70
(B)	Commercial Area	65	55
(C)	Residential Area	55	45
(D)	Silence Zone	50	40

End of Report

CHECKED BY

AUTHORIZED SIGNATORY









ANNEXURE-III

Annexure-III





Activities undertaken for community welfare including eco-developmental measures in the surrounding areas from Apr'2024' to Sep'24		
CSR Pillars	Beneficiaries	Remarks
Education Development	13600	Drinking Water arrangement in schools; Coaching for Underprivileged Students for higher studies in Engineering institutions; Library books for Govt. schools; Installed Rides & Swing (Play equipment); Sports and Drawing Competition for Govt. Schools;
Community infrastructure and Environment	1500	Community level rural development work;
Total	15100	

Activities undertaken for improving socio-economic condition in the surrounding areas from Apr'24 to Sep'2024		
CSR Pillars	Beneficiaries	Remarks
Community Healthcare & Hygiene	8532	Medical camps; Road cleaning and Housekeeping; Support of Mobile Toilets; Promoting Sports among youth; Fogging and Sanitation support in vicinity villages
Livelihood and Sustainable Development	1550	Women Empowerment initiatives; Women Entrepreneurship initiatives; Animal Camp
Total	18057	

Photographs for activities undertaken for community welfare including eco-developmental measures

<p align="center">Education Development (Library books for Govt. schools)</p>	<p align="center">Education Development (Drinking Water arrangement)</p>
	
<p align="center">Education Development (Scholarship to Meritorious Students)</p>	<p align="center">Education Development (Drawing competition)</p>
	
<p align="center">Community infrastructure and Environment (Tree plantation)</p>	<p align="center">Community infrastructure and Environment (Concrete Benches)</p>
	

Photographs for activities undertaken for improving socio-economic condition in the surrounding areas from Apr'24 to Sep'2024

Livelihood and Sustainable Development (Women Empowerment initiatives)	Livelihood and Sustainable Development (Women Entrepreneurship initiatives)
	
Community Healthcare & Hygiene (Medical Camp)	Community Healthcare & Hygiene (Promoting Sports among Youth)
	

ANNEXURE IV

Jatinder Kumar1

From: Jatinder Kumar1
Sent: Friday, May 31, 2024 6:30 PM
To: ecompliance-nro@gov.in
Cc: ronz.chd-mef@nic.in; seezobti@gmail.com; eerobti@yahoo.in; CoOrdinator Chd; Sanket Thapar; Ravi Deshwal; Jatinder Kumar1; Gohil Ravirajsinh Bharatsinh
Subject: Six Monthly EC Compliance Report of GGSR from Oct'23 to Mar'24
Attachments: Six monthly EC compliance Report_GGSR.pdf

To,
The Director,
Ministry of Environment, Forest & Climate Change,
Northern Regional Office,
Bays No. 24-25, Sector 31-A,
Dakshin Marg,
Chandigarh – 160 030.

Subject: Six Monthly EC Compliance Report (from Oct'23 to Mar'24) for Guru Gobind Singh Refinery at Phullokhari, Bathinda District, Punjab.

Ref: Environmental Clearance No. J-11011/24/98-IA II (dated 6th November, 1998
Environmental Clearance No. J-11011/27512007-IA II (I) date 16th July 2007
Environmental Clearance: F. No.: J-11011/275/2007 IA II (I) date 22nd June 2015 and
Environmental Clearance: F. No. J-11011/386/2016-IA-II (I) dated 7th August 2018

Respected Sir,

Please find enclosed six monthly EC compliance report (Oct'23 to Mar'24) of Guru Gobind Singh Refinery (along with Annexures) on the environmental conditions stipulated by MoEF&CC.

Thanks & Regards,
Environment Team,
Guru Gobind Singh refinery
Bathinda.



Date: 30th May 2024
Ref: HMEI-TS-40-ENV 1139

To,
The Director,
Ministry of Environment, Forest & Climate Change,
Northern Regional Office,
Bays No. 24-25, Sector 31-A,
Dakshin Marg,
Chandigarh – 160 030.

Subject: Six Monthly EC Compliance Report (from Oct'23 to Mar'24) for Guru Gobind Singh Refinery at Phulokhari, Bathinda District, Punjab.

Ref: Environmental Clearance No. J-11011/24/98-IA II (dated 6th November, 1998)
Environmental Clearance No. J-11011/27512007-IA II (I) date 16th July 2007
Environmental Clearance: F. No.: J-11011/275/2007 IA II (I) date 22nd June 2015 and
Environmental Clearance: F. No. J-11011/386/2016-IA-II (I) dated 7th August 2018

Dear Sir,

Please find enclosed six-monthly EC compliance report (from Oct'23 to Mar'24) of Guru Gobind Singh Refinery (along with Annexures) on the environmental conditions stipulated by MoEF&CC.

Thanking you,

Very Truly Yours,

Ravirajsinh Gohil
(DM-Environment)

Cc: Regional Director, Central Pollution Control Board, First Floor, PIC-UP Building, Vibuti Khand, Gomtinagar, Lucknow, UP, Pin Code-226010 (India).

Cc: Punjab Pollution Control Board, Zonal Office, Street No. 12, Powerhouse Road, Bathinda, Punjab.

Enclosure: Six monthly EC compliance report

Annexure-I: Online continuous ambient air quality monitoring data.

Annexure-II: Ambient noise quality monitoring reports

Annexure-III: Social upliftment activities are carried out in the nearby village.

Annexure-IV: Acknowledgement copy of the last six-month EC compliance report submitted to MoEF&CC, Regional Office, Chandigarh. For the period of Apr'23 to Sep'23.

Annexure-V: Stack emission monitoring data.

Annexure-VI: Effluent analysis reports

Annexure-VII: Online data of ETP parameters

Annexure-VIII: Activities undertaken for improving the socio-economic conditions of the surrounding villages.

Annexure-IX: Eco-developmental measures including community welfare measures in the project area.

Annexure-X: Copy of Air CTO and Water CTO (Consent to Operate), Valid till 31.03.2025.

Annexure-XI: CER plan for the BS-VI Fuel Quality Up-gradation Project.

Annexure-XII: Copy of the advertisement publishing the accordance of Environmental Clearance by MoEF&CC.

HPCL-Mittal Energy Limited

Corporate Office : INOX Tower, Plot No. 17, Sector 16-A, NOIDA-201301 (U.P.) INDIA Tel: +91 120 4634500 Fax: 91 120 4271940 Website: www.hmel.in
Regd. Office: Village Phulokhari, Taluka Talwandi Saboo, Bathinda, Punjab - 151301 CIN: U23201PB2000PLC024128

ANNEXURE-V

**TEST REPORT**

Test Report of	Report Code	Date of Issue
Stack Emission	ST-030524-27	03/05/2024

SAMPLING & ANALYSIS DATA

Description	-	Stack Emission Monitoring conducted by our team.
Date of Sampling	-	23/04/2024
Name & Address of the Industry	-	M/s HPCL-Mittal Energy Limited, Village-Phullokhar, Taluka – Talwandi Saboo, Distt. Bhatinda (Punjab) India
Emission Source Monitored	-	HGU-1
Stack Identification	-	Stack attached to HGU-1
Normal Operating Schedule	-	As per requirement
Type of Stack (ACC/Metal)	-	Mild Steel
Stack Height From Ground Level (meter)	-	70
Diameter of Stack (m)	-	2.6
Sampling Duration (Minutes)	-	24
Parameters Monitored	-	PM, NO _x , SO ₂ , CO, Ni & V
Purpose of Monitoring	-	Assessment of Pollution load
General Sensory Observations	-	Normal
Fugitive Emission (if any)	-	Nil
Stack Temperature (°C)	-	182
Ambient Temperature (°C)	-	33
Average Stack Velocity (m/s)	-	14.77
Quantity of Emission (Nm ³ /hr.)	-	93000

TEST RESULT

S.N.	Parameter	Test Method	Results (mg/Nm ³)	Mixed Fuel Limits (in mg/Nm ³)
1.	Particulate Matters (as PM)	IS:-11255 (PART:-1)	14.8	42
2.	Oxide of Nitrogen (as NO _x)	IS:-11255 (PART:-7)	13.1	330
3.	Oxides of Sulphur (as SO ₂)	IS:-11255 (PART:-2)	5.8	693
3.	Carbon Monoxide (as CO)	IS:-13270	3.2	140
5.	Nickel & Vanadium (as Ni & V)	USEPA Method 29 By AAS	BDL	5

CHECKED BY**AUTHORIZED SIGNATORY**

**TEST REPORT**

Test Report of	Report Code	Date of Issue
Stack Emission	ST-030524-28	03/05/2024

SAMPLING & ANALYSIS DATA

Description	-	Stack Emission Monitoring conducted by our team.
Date of Sampling	-	23/04/2024
Name & Address of the Industry	-	M/s HPCL-Mittal Energy Limited, Village- Phullokhari, Taluka – Talwandi Saboo, Distt. Bhatinda (Punjab) India
Emission Source Monitored	-	HGU-2
Stack Identification	-	Stack attached to HGU-2
Normal Operating Schedule	-	As per requirement
Type of Stack (ACC/Metal)	-	Mild Steel
Stack Height From Ground Level (meter)	-	70
Diameter of Stack (m)	-	2.6
Sampling Duration (Minutes)	-	23
Parameters Monitored	-	PM, NO _x , SO ₂ , CO, Ni & V
Purpose of Monitoring	-	Assessment of Pollution load
General Sensory Observations	-	Normal
Fugitive Emission (if any)	-	Nil
Stack Temperature (°C)	-	187
Ambient Temperature (°C)	-	33
Average Stack Velocity (m/s)	-	15.32
Quantity of Emission (Nm ³ /hr.)	-	85000

TEST RESULT

S.N.	Parameter	Test Method	Results (mg/Nm ³)	Mixed Fuel Limits (in mg/Nm ³)
1.	Particulate Matters (as PM)	IS:-11255 (PART:-1)	6.9	38
2.	Oxide of Nitrogen (as NO _x)	IS:-11255 (PART:-7)	18.6	320
3.	Oxides of Sulphur (as SO ₂)	IS:-11255 (PART:-2)	3.6	636
3.	Carbon Monoxide (as CO)	IS:-13270	4.3	137
5.	Nickel & Vanadium (as Ni & V)	USEPA Method 29 By AAS	BDL	5

CHECKED BY**AUTHORIZED SIGNATORY**

**TEST REPORT**

Test Report of	Report Code	Date of Issue
Stack Emission	ST-030524-29	03/05/2024

SAMPLING & ANALYSIS DATA

Description	-	Stack Emission Monitoring conducted by our team.
Date of Sampling	-	23/04/2024
Name & Address of the Industry	-	M/s HPCL-Mittal Energy Limited, Village-Phullokhar, Taluka – Talwandi Saboo, Distt. Bhatinda (Punjab) India
Emission Source Monitored	-	Naphtha Super Heater
Stack Identification	-	Stack attached to Naphtha Super Heater
Normal Operating Schedule	-	As per requirement
Type of Stack (ACC/Metal)	-	Mild Steel
Stack Height From Ground Level (meter)	-	30
Diameter of Stack (m)	-	1.2
Sampling Duration (Minutes)	-	45
Parameters Monitored	-	PM, NO _x , SO ₂ , CO, Ni & V
Purpose of Monitoring	-	Assessment of Pollution load
General Sensory Observations	-	Normal
Fugitive Emission (if any)	-	Nil
Stack Temperature (°C)	-	335
Ambient Temperature (°C)	-	34
Average Stack Velocity (m/s)	-	10.48
Quantity of Emission (Nm ³ /hr)	-	14000

TEST RESULT

S.N.	Parameter	Test Method	Results (mg/Nm ³)	Mixed Fuel Limits (in mg/Nm ³)
1.	Particulate Matters (as PM)	IS:-11255 (PART:-1)	13.5	41
2.	Oxide of Nitrogen (as NO _x)	IS:-11255 (PART:-7)	33.0	329
3.	Oxides of Sulphur (as SO ₂)	IS:-11255 (PART:-2)	16.7	679
3.	Carbon Monoxide (as CO)	IS:-13270	4.6	139
5.	Nickel & Vanadium (as Ni & V)	USEPA Method 29 By AAS	BDL	5

CHECKED BY**AUTHORIZED SIGNATORY**

**TEST REPORT**

Test Report of	Report Code	Date of Issue
Stack Emission	ST-030524-30	03/05/2024

SAMPLING & ANALYSIS DATA

Description	-	Stack Emission Monitoring conducted by our team.
Date of Sampling	-	17/04/2024
Name & Address of the Industry	-	M/s HPCL-Mittal Energy Limited, Village-Phullokhari, Taluka – Talwandi Saboo, Distt. Bhatinda (Punjab) India
Emission Source Monitored	-	UB-2
Stack Identification	-	Stack attached to UB-2
Normal Operating Schedule	-	As per requirement
Type of Stack (ACC/Metal)	-	Mild Steel
Stack Height From Ground Level (meter)	-	100
Diameter of Stack (m)	-	3.1
Sampling Duration (Minutes)	-	23
Parameters Monitored	-	PM,NO _x , SO ₂ , CO, Ni& V
Purpose of Monitoring	-	Assessment of Pollution load
General Sensory Observations	-	Normal
Fugitive Emission (if any)	-	Nil
Stack Temperature (°C)	-	135
Ambient Temperature (°C)	-	37
Average Stack Velocity (m/s)	-	14.21
Quantity of Emission (Nm ³ /hr)	-	220000

TEST RESULT

S.N.	Parameter	Test Method	Results (mg/Nm ³)	Mixed Fuel Limits (in mg/Nm ³)
1.	Particulate Matters (as PM)	IS:-11255 (PART:-1)	5.4	44
2.	Oxide of Nitrogen (as NO _x)	IS:-11255 (PART:-7)	142.3	335
3.	Oxides of Sulphur (as SO ₂)	IS:-11255 (PART:-2)	158.5	730
3.	Carbon Monoxide (as CO)	IS:-13270	10.3	143
5.	Nickel & Vanadium (as Ni & V)	USEPA Method 29 By AAS	BDL	5

CHECKED BY**AUTHORIZED SIGNATORY**

**TEST REPORT**

Test Report of	Report Code	Date of Issue
Stack Emission	ST-030524-31	03/05/2024

SAMPLING & ANALYSIS DATA

Description	-	Stack Emission Monitoring conducted by our team.
Date of Sampling	-	17/04/2024
Name & Address of the Industry	-	M/s HPCL-Mittal Energy Limited, Village-Phullokhari, Taluka – Talwandi Saboo, Distt. Bhatinda (Punjab) India
Emission Source Monitored	-	UB-3
Stack Identification	-	Stack attached to UB-3
Normal Operating Schedule	-	As per requirement
Type of Stack (ACC/Metal)	-	Mild Steel
Stack Height From Ground Level (meter)	-	100
Diameter of Stack (m)	-	3.1
Sampling Duration (Minutes)	-	24
Parameters Monitored	-	PM, NO _x , SO ₂ , CO, Ni & V
Purpose of Monitoring	-	Assessment of Pollution load
General Sensory Observations	-	Normal
Fugitive Emission (if any)	-	Nil
Stack Temperature (°C)	-	130
Ambient Temperature (°C)	-	37
Average Stack Velocity (m/s)	-	13.49
Quantity of Emission (Nm ³ /hr)	-	260000

TEST RESULT

S.N.	Parameter	Test Method	Results (mg/Nm ³)	Mixed Fuel Limits (in mg/Nm ³)
1.	Particulate Matters (as PM)	IS:-11255 (PART:-1)	2.6	44
2.	Oxide of Nitrogen (as NO _x)	IS:-11255 (PART:-7)	141.4	335
3.	Oxides of Sulphur (as SO ₂)	IS:-11255 (PART:-2)	133.4	730
3.	Carbon Monoxide (as CO)	IS:-13270	5.4	143
5.	Nickel & Vanadium (as Ni & V)	USEPA Method 29 By AAS	BDL	5

CHECKED BY**AUTHORIZED SIGNATORY**

**TEST REPORT**

Test Report of	Report Code	Date of Issue
Stack Emission	ST-030524-32	03/05/2024

SAMPLING & ANALYSIS DATA

Description	-	Stack Emission Monitoring conducted by our team.
Date of Sampling	-	24/04/2024
Name & Address of the Industry	-	M/s HPCL-Mittal Energy Limited, Village-Phullokhar, Taluka – Talwandi Saboo, Distt. Bhatinda (Punjab) India
Emission Source Monitored	-	UB-5
Stack Identification	-	Stack attached to UB-5
Normal Operating Schedule	-	As per requirement
Type of Stack (ACC/Metal)	-	Mild Steel
Stack Height From Ground Level (meter)	-	130
Diameter of Stack (m)	-	3.25
Sampling Duration (Minutes)	-	20
Parameters Monitored	-	PM, NO _x , SO ₂
Purpose of Monitoring	-	Assessment of Pollution load
General Sensory Observations	-	Normal
Fugitive Emission (if any)	-	Nil
Stack Temperature (°C)	-	130
Ambient Temperature (°C)	-	36
Average Stack Velocity (m/s)	-	15.72
Quantity of Emission (Nm ³ /hr)	-	925000

TEST RESULT

S.N.	Parameter	Test Method	Results (mg/Nm ³)	Pet Cock Limits (in mg/Nm ³)
1.	Particulate Matters (as PM)	IS:-11255 (PART:-1)	20.6	150
2.	Oxide of Nitrogen (as NO _x)	IS:-11255 (PART:-7)	113.4	300
3.	Oxides of Sulphur (as SO ₂)	IS:-11255 (PART:-2)	243.2	400

CHECKED BY**AUTHORIZED SIGNATORY**

**TEST REPORT**

Test Report of	Report Code	Date of Issue
Stack Emission	ST-030524-33	03/05/2024

SAMPLING & ANALYSIS DATA

Description	-	Stack Emission Monitoring conducted by our team.
Date of Sampling	-	24/04/2024
Name & Address of the Industry	-	M/s HPCL-Mittal Energy Limited, Village-Phullokhari, Taluka – Talwandi Saboo, Distt. Bhatinda (Punjab) India
Emission Source Monitored	-	UB-6
Stack Identification	-	Stack attached to UB-6
Normal Operating Schedule	-	As per requirement
Type of Stack (ACC/Metal)	-	Mild Steel
Stack Height From Ground Level (meter)	-	130
Diameter of Stack (m)	-	3.25
Sampling Duration (Minutes)	-	20
Parameters Monitored	-	PM, NO _x , SO ₂
Purpose of Monitoring	-	Assessment of Pollution load
General Sensory Observations	-	Normal
Fugitive Emission (if any)	-	Nil
Stack Temperature (°C)	-	136
Ambient Temperature (°C)	-	37
Average Stack Velocity (m/s)	-	16.01
Quantity of Emission (Nm ³ /hr.)	-	900000

TEST RESULT

S.N.	Parameter	Test Method	Results (mg/Nm ³)	Pet Cock Limits (in mg/Nm ³)
1.	Particulate Matters (as PM)	IS:-11255 (PART:-1)	23.7	150
2.	Oxide of Nitrogen (as NO _x)	IS:-11255 (PART:-7)	128.1	300
3.	Oxides of Sulphur (as SO ₂)	IS:-11255 (PART:-2)	245.0	400

CHECKED BY**AUTHORIZED SIGNATORY**

**TEST REPORT**

Test Report of	Report Code	Date of Issue
Stack Emission	ST-030524-34	03/05/2024

SAMPLING & ANALYSIS DATA

Description	-	Stack Emission Monitoring conducted by our team.
Date of Sampling	-	18/04/2024
Name & Address of the Industry	-	M/s HPCL-Mittal Energy Limited, Village-Phullokhari, Taluka – Talwandi Saboo, Distt. Bhatinda (Punjab) India
Emission Source Monitored	-	VGO Heater
Stack Identification	-	Stack attached to VGO Heater
Normal Operating Schedule	-	As per requirement
Type of Stack (ACC/Metal)	-	Mild Steel
Stack Height From Ground Level (meter)	-	65
Diameter of Stack (m)	-	2.25
Sampling Duration (Minutes)	-	30
Parameters Monitored	-	PM,NO _x , SO ₂ , CO, Ni& V
Purpose of Monitoring	-	Assessment of Pollution load
General Sensory Observations	-	Normal
Fugitive Emission (if any)	-	Nil
Stack Temperature (°C)	-	175
Ambient Temperature (°C)	-	32
Average Stack Velocity (m/s)	-	10.63
Quantity of Emission (Nm ³ /hr.)	-	98000

TEST RESULT

S.N.	Parameter	Test Method	Results (mg/Nm ³)	Mixed Fuel Limits (in mg/Nm ³)
1.	Particulate Matters (as PM)	IS:-11255 (PART:-1)	12.8	41
2.	Oxide of Nitrogen (as NO _x)	IS:-11255 (PART:-7)	92.2	328
3.	Oxides of Sulphur (as SO ₂)	IS:-11255 (PART:-2)	41.2	676
3.	Carbon Monoxide (as CO)	IS:-13270	10.4	139
5.	Nickel & Vanadium (as Ni & V)	USEPA Method 29 By AAS	BDL	5

CHECKED BY**AUTHORIZED SIGNATORY**

**TEST REPORT**

Test Report of	Report Code	Date of Issue
Stack Emission	ST-030524-35	03/05/2024

SAMPLING & ANALYSIS DATA

Description	-	Stack Emission Monitoring conducted by our team.
Date of Sampling	-	18/04/2024
Name & Address of the Industry	-	M/s HPCL-Mittal Energy Limited, Village-Phullokhar, Taluka – Talwandi Saboo, Distt. Bhatinda (Punjab) India
Emission Source Monitored	-	DHDT-1
Stack Identification	-	Stack attached to DHDT-1
Normal Operating Schedule	-	As per requirement
Type of Stack (ACC/Metal)	-	Mild Steel
Stack Height From Ground Level (meter)	-	75
Diameter of Stack (m)	-	2.25
Sampling Duration (Minutes)	-	33
Parameters Monitored	-	PM, NO _x , SO ₂ , CO, Ni & V
Purpose of Monitoring	-	Assessment of Pollution load
General Sensory Observations	-	Normal
Fugitive Emission (if any)	-	Nil
Stack Temperature (°C)	-	170
Ambient Temperature (°C)	-	33
Average Stack Velocity (m/s)	-	11.46
Quantity of Emission (Nm ³ /hr)	-	60000

TEST RESULT

S.N.	Parameter	Test Method	Results (mg/Nm ³)	Mixed Fuel Limits (in mg/Nm ³)
1.	Particulate Matters (as PM)	IS:-11255 (PART:-1)	14.6	40
2.	Oxide of Nitrogen (as NO _x)	IS:-11255 (PART:-7)	81.7	327
3.	Oxides of Sulphur (as SO ₂)	IS:-11255 (PART:-2)	54.0	666
3.	Carbon Monoxide (as CO)	IS:-13270	11.4	138
5.	Nickel & Vanadium (as Ni & V)	USEPA Method 29 By AAS	BDL	5

CHECKED BY**AUTHORIZED SIGNATORY**



Test Report of	Report Code	Date of Issue
Stack Emission	ST-030524-36	03/05/2024

SAMPLING & ANALYSIS DATA

Description	-	Stack Emission Monitoring conducted by our team.
Date of Sampling	-	23/04/2024
Name & Address of the Industry	-	M/s HPCL-Mittal Energy Limited, Village-Phullokhar, Taluka – Talwandi Saboo, Distt. Bhatinda (Punjab) India
Emission Source Monitored	-	DHDT-2
Stack Identification	-	Stack attached to DHDT-2
Normal Operating Schedule	-	As per requirement
Type of Stack (ACC/Metal)	-	Mild Steel
Stack Height From Ground Level (meter)	-	60
Diameter of Stack (m)	-	1.46
Sampling Duration (Minutes)	-	32
Parameters Monitored	-	PM, NO _x , SO ₂ , CO
Purpose of Monitoring	-	Assessment of Pollution load
General Sensory Observations	-	Normal
Fugitive Emission (if any)	-	Nil
Stack Temperature (°C)	-	175
Ambient Temperature (°C)	-	32
Average Stack Velocity (m/s)	-	10.83
Quantity of Emission (Nm ³ /hr)	-	14000

TEST RESULT

S.N.	Parameter	Test Method	Results (mg/Nm ³)	Limits for 100 % Fuel Gas (mg/Nm ³)
1.	Particulate Matters (as PM)	IS:-11255 (PART:-1)	3.6	5
2.	Oxide of Nitrogen (as NO _x)	IS:-11255 (PART:-7)	25.0	250
3.	Oxides of Sulphur (as SO ₂)	IS:-11255 (PART:-2)	12.0	50
4.	Carbon Monoxide (as CO)	IS:-13270	11.4	100

CHECKED BY**AUTHORIZED SIGNATORY**

**TEST REPORT**

Test Report of	Report Code	Date of Issue
Stack Emission	ST-030524-37	03/05/2024

SAMPLING & ANALYSIS DATA

Description	-	Stack Emission Monitoring conducted by our team.
Date of Sampling	-	16/04/2024
Name & Address of the Industry	-	M/s HPCL-Mittal Energy Limited, Village-Phullokhar, Taluka – Talwandi Saboo, Distt. Bhatinda (Punjab) India
Emission Source Monitored	-	CDU/VDU
Stack Identification	-	Stack attached to CDU/VDU
Normal Operating Schedule	-	As per requirement
Type of Stack (ACC/Metal)	-	Mild Steel
Stack Height From Ground Level (meter)	-	85
Diameter of Stack (m)	-	4.3
Sampling Duration (Minutes)	-	23
Parameters Monitored	-	PM, NO _x , SO ₂ , CO, Ni & V
Purpose of Monitoring	-	Assessment of Pollution load
General Sensory Observations	-	Normal
Fugitive Emission (if any)	-	Nil
Stack Temperature (°C)	-	185
Ambient Temperature (°C)	-	30
Average Stack Velocity (m/s)	-	15.30
Quantity of Emission (Nm ³ /hr)	-	180000

TEST RESULT

S.N.	Parameter	Test Method	Results (mg/Nm ³)	Mixed Fuel Limits (in mg/Nm ³)
1.	Particulate Matters (as PM)	IS:-11255 (PART:-1)	11.4	40
2.	Oxide of Nitrogen (as NO _x)	IS:-11255 (PART:-7)	28.1	326
3.	Oxides of Sulphur (as SO ₂)	IS:-11255 (PART:-2)	101.5	659
3.	Carbon Monoxide (as CO)	IS:-13270	12.8	138
5.	Nickel & Vanadium (as Ni & V)	USEPA Method 29 By AAS	BDL	5

CHECKED BY**AUTHORIZED SIGNATORY**

**ALKOM SYNERGY PVT LTD**

Laboratory:- C-212, 2nd & 3rd Floor,
Sector-10, Noida-201301, U.P.(INDIA)
Tel.: 0120-4320319 Mob.:+91-8882196187
Email: info@alkom.in, www.alkomsynergy.com

TEST REPORT

Test Report of	Report Code	Date of Issue
Stack Emission	ST-030524-38	03/05/2024

SAMPLING & ANALYSIS DATA

Description	-	Stack Emission Monitoring conducted by our team.
Date of Sampling	-	18/04/2024
Name & Address of the Industry	-	M/s HPCL-Mittal Energy Limited, Village-Phullokhar, Taluka – Talwandi Saboo, Distt. Bhatinda (Punjab) India
Emission Source Monitored	-	BBU
Stack Identification	-	Stack attached to BBU
Normal Operating Schedule	-	As per requirement
Type of Stack (ACC/Metal)	-	Mild Steel
Stack Height From Ground Level (meter)	-	60
Diameter of Stack (m)	-	2.0
Sampling Duration (Minutes)	-	26
Parameters Monitored	-	PM, NO _x , SO ₂ , CO,
Purpose of Monitoring	-	Assessment of Pollution load
General Sensory Observations	-	Normal
Fugitive Emission (if any)	-	Nil
Stack Temperature (°C)	-	147
Ambient Temperature (°C)	-	30
Average Stack Velocity (m/s)	-	12.59
Quantity of Emission (Nm ³ /hr)	-	630000

TEST RESULT

S.N.	Parameter	Test Method	Results (mg/Nm ³)	Limits for 100 % Fuel Gas (mg/Nm ³)
1.	Particulate Matters (as PM)	IS:-11255 (PART:-1)	2.9	5
2.	Oxide of Nitrogen (as NO _x)	IS:-11255 (PART:-7)	22.8	250
3.	Oxides of Sulphur (as SO ₂)	IS:-11255 (PART:-2)	34.0	50
4.	Carbon Monoxide (as CO)	IS:-13270	22.5	100

CHECKED BY**AUTHORIZED SIGNATORY**

**TEST REPORT**

Test Report of	Report Code	Date of Issue
Stack Emission	ST-030524-39	03/05/2024

SAMPLING & ANALYSIS DATA

Description	-	Stack Emission Monitoring conducted by our team.
Date of Sampling	-	22/04/2024
Name & Address of the Industry	-	M/s HPCL-Mittal Energy Limited, Village-Phullokhar, Taluka – Talwandi Saboo, Distt. Bhatinda (Punjab) India
Emission Source Monitored	-	FCCU Heater
Stack Identification	-	Stack attached to FCCU Heater
Normal Operating Schedule	-	As per requirement
Type of Stack (ACC/Metal)	-	Mild Steel
Stack Height From Ground Level (meter)	-	80
Diameter of Stack (m)	-	1.75
Sampling Duration (Minutes)	-	40
Parameters Monitored	-	PM, NO _x , SO ₂ , CO, Ni & V
Purpose of Monitoring	-	Assessment of Pollution load
General Sensory Observations	-	Normal
Fugitive Emission (if any)	-	Nil
Stack Temperature (°C)	-	220
Ambient Temperature (°C)	-	33
Average Stack Velocity (m/s)	-	9.60
Quantity of Emission (Nm ³ /hr.)	-	14000

TEST RESULT

S.N.	Parameter	Test Method	Results (mg/Nm ³)	Mixed Fuel Limits (in mg/Nm ³)
1.	Particulate Matters (as PM)	IS:-11255 (PART:-1)	2.3	41
2.	Oxide of Nitrogen (as NO _x)	IS:-11255 (PART:-7)	51.9	328
3.	Oxides of Sulphur (as SO ₂)	IS:-11255 (PART:-2)	28.2	678
3.	Carbon Monoxide (as CO)	IS:-13270	13.5	139
5.	Nickel & Vanadium (as Ni & V)	USEPA Method 29 By AAS	BDL	5

CHECKED BY**AUTHORIZED SIGNATORY**

**TEST REPORT**

Test Report of	Report Code	Date of Issue
Stack Emission	ST-030524-40	03/05/2024

SAMPLING & ANALYSIS DATA

Description	-	Stack Emission Monitoring conducted by our team.
Date of Sampling	-	22/04/2024
Name & Address of the Industry	-	M/s HPCL-Mittal Energy Limited, Village-Phullokhar, Taluka – Talwandi Saboo, Distt. Bhatinda (Punjab) India
Emission Source Monitored	-	FCCU Regenerator
Stack Identification	-	Stack attached to FCCU Regenerator
Normal Operating Schedule	-	As per requirement
Type of Stack (ACC/Metal)	-	Mild Steel
Stack Height From Ground Level (meter)	-	42
Diameter of Stack (m)	-	3.3
Sampling Duration (Minutes)	-	23
Parameters Monitored	-	PM, NO _x , SO ₂ , CO, Ni & V
Purpose of Monitoring	-	Assessment of Pollution load
General Sensory Observations	-	Normal
Fugitive Emission (if any)	-	Nil
Stack Temperature (°C)	-	228
Ambient Temperature (°C)	-	33
Average Stack Velocity (m/s)	-	16.40
Quantity of Emission (Nm ³ /hr)	-	330000

TEST RESULT

S.N.	Parameter	Test Method	Results (mg/Nm ³)	Mixed Fuel Limits (in mg/Nm ³)
1.	Particulate Matters (as PM)	IS:-11255 (PART:-1)	12.5	50
2.	Oxide of Nitrogen (as NO _x)	IS:-11255 (PART:-7)	36.2	350
3.	Oxides of Sulphur (as SO ₂)	IS:-11255 (PART:-2)	24.5	500
3.	Carbon Monoxide (as CO)	IS:-13270	10.5	300
5.	Nickel & Vanadium (as Ni & V)	USEPA Method 29 By AAS	BDL	2

CHECKED BY**AUTHORIZED SIGNATORY**

**TEST REPORT**

Test Report of	Report Code	Date of Issue
Stack Emission	ST-030524-41	03/05/2024

SAMPLING & ANALYSIS DATA

Description	-	Stack Emission Monitoring conducted by our team.
Date of Sampling	-	22/04/2024
Name & Address of the Industry	-	M/s HPCL-Mittal Energy Limited, Village-Phullokhari, Taluka – Talwandi Saboo, Distt. Bhatinda (Punjab) India
Emission Source Monitored	-	SRU-524
Stack Identification	-	Stack attached to SRU-524
Normal Operating Schedule	-	As per requirement
Type of Stack (ACC/Metal)	-	Mild Steel
Stack Height From Ground Level (meter)	-	100.0
Diameter of Stack (m)	-	2.0
Sampling Duration (Minutes)	-	27
Parameters Monitored	-	NO _x , SO ₂ , CO, H ₂ S
Purpose of Monitoring	-	Assessment of Pollution load
General Sensory Observations	-	Normal
Fugitive Emission (if any)	-	Nil
Stack Temperature (°C)	-	305
Ambient Temperature (°C)	-	32
Average Stack Velocity (m/s)	-	16.80
Quantity of Emission (Nm ³ /hr)	-	11000

TEST RESULT

S.N.	Parameter	Test Method	Results (mg/Nm ³)	Limits for 100 % Fuel Gas(mg/Nm ³)
1.	Oxide of Nitrogen (as NO _x)	IS:-11255 (PART:-7)	46.3	250
2.	Oxides of Sulphur (as SO ₂)	IS:-11255 (PART:-2)	1145.2	NA
3.	Carbon Monoxide (as CO)	IS:-13270	16.7	100
4.	Hydrogen Sulphide (as H ₂ S)	IS:-11255 (PART:-4)	3.1	10

CHECKED BY**AUTHORIZED SIGNATORY**

**TEST REPORT**

Test Report of	Report Code	Date of Issue
Stack Emission	ST-030524-42	03/05/2024

SAMPLING & ANALYSIS DATA

Description	-	Stack Emission Monitoring conducted by our team.
Date of Sampling	-	22/04/2024
Name & Address of the Industry	-	M/s HPCL-Mittal Energy Limited, Village-Phullokhar, Taluka – Talwandi Saboo, Distt. Bhatinda (Punjab) India
Emission Source Monitored	-	SRU-525
Stack Identification	-	Stack attached to SRU-525
Normal Operating Schedule	-	As per requirement
Type of Stack (ACC/Metal)	-	Mild Steel
Stack Height From Ground Level (meter)	-	100.0
Diameter of Stack (m)	-	2.0
Sampling Duration (Minutes)	-	26
Parameters Monitored	-	NO _x , SO ₂ , CO, H ₂ S
Purpose of Monitoring	-	Assessment of Pollution load
General Sensory Observations	-	Normal
Fugitive Emission (if any)	-	Nil
Stack Temperature (°C)	-	310
Ambient Temperature (°C)	-	33
Average Stack Velocity (m/s)	-	17.48
Quantity of Emission (Nm ³ /hr)	-	12000

TEST RESULT

S.N.	Parameter	Test Method	Results (mg/Nm ³)	Limits for 100 % Fuel Gas(mg/Nm ³)
1.	Oxide of Nitrogen (as NO _x)	IS:-11255 (PART:-7)	69.9	250
2.	Oxides of Sulphur (as SO ₂)	IS:-11255 (PART:-2)	854.5	NA
3.	Carbon Monoxide (as CO)	IS:-13270	31.8	100
4.	Hydrogen Sulphide (as H ₂ S)	IS:-11255 (PART:-4)	4.2	10

CHECKED BY**AUTHORIZED SIGNATORY**



Test Report of	Report Code	Date of Issue
Stack Emission	ST-030524-43	03/05/2024

SAMPLING & ANALYSIS DATA

Description	-	Stack Emission Monitoring conducted by our team.
Date of Sampling	-	16/04/2024
Name & Address of the Industry	-	M/s HPCL-Mittal Energy Limited, Village-Phullokhar, Taluka – Talwandi Saboo, Distt. Bhatinda (Punjab) India
Emission Source Monitored	-	NHT Reactor
Stack Identification	-	Stack attached to NHT Reactor
Normal Operating Schedule	-	As per requirement
Type of Stack (ACC/Metal)	-	Mild Steel
Stack Height From Ground Level (meter)	-	50
Diameter of Stack (m)	-	1.2
Sampling Duration (Minutes)	-	36
Parameters Monitored	-	PM, NO _x , SO ₂ , CO, Ni & V
Purpose of Monitoring	-	Assessment of Pollution load
General Sensory Observations	-	Normal
Fugitive Emission (if any)	-	Nil
Stack Temperature (°C)	-	309
Ambient Temperature (°C)	-	32
Average Stack Velocity (m/s)	-	12.73
Quantity of Emission (Nm ³ /hr)	-	14000

TEST RESULT

S.N.	Parameter	Test Method	Results (mg/Nm ³)	Mixed Fuel Limits (in mg/Nm ³)
1.	Particulate Matters (as PM)	IS:-11255 (PART:-1)	12.8	39
2.	Oxide of Nitrogen (as NO _x)	IS:-11255 (PART:-7)	33.3	324
3.	Oxides of Sulphur (as SO ₂)	IS:-11255 (PART:-2)	32.0	645
3.	Carbon Monoxide (as CO)	IS:-13270	4.2	137
5.	Nickel & Vanadium (as Ni & V)	USEPA Method 29 By AAS	BDL	5

CHECKED BY**AUTHORIZED SIGNATORY**

**TEST REPORT**

Test Report of	Report Code	Date of Issue
Stack Emission	ST-030524-44	03/05/2024

SAMPLING & ANALYSIS DATA

Description	-	Stack Emission Monitoring conducted by our team.
Date of Sampling	-	16/04/2024
Name & Address of the Industry	-	M/s HPCL-Mittal Energy Limited, Village-Phulokhari, Taluka – Talwandi Saboo, Distt. Bhatinda (Punjab) India
Emission Source Monitored	-	CCR Heater
Stack Identification	-	Stack attached to CCR Heater
Normal Operating Schedule	-	As per requirement
Type of Stack (ACC/Metal)	-	Mild Steel
Stack Height From Ground Level (meter)	-	68
Diameter of Stack (m)	-	2.5
Sampling Duration (Minutes)	-	33
Parameters Monitored	-	PM, NO _x , SO ₂ , CO, Ni & V
Purpose of Monitoring	-	Assessment of Pollution load
General Sensory Observations	-	Normal
Fugitive Emission (if any)	-	Nil
Stack Temperature (°C)	-	196
Ambient Temperature (°C)	-	32
Average Stack Velocity (m/s)	-	11.09
Quantity of Emission (Nm ³ /hr)	-	14000

TEST RESULT

S.N.	Parameter	Test Method	Results (mg/Nm ³)	Mixed Fuel Limits (in mg/Nm ³)
1.	Particulate Matters (as PM)	IS:-11255 (PART:-1)	22.6	40
2.	Oxide of Nitrogen (as NO _x)	IS:-11255 (PART:-7)	83.0	326
3.	Oxides of Sulphur (as SO ₂)	IS:-11255 (PART:-2)	27.6	659
3.	Carbon Monoxide (as CO)	IS:-13270	13.5	138
5.	Nickel & Vanadium (as Ni & V)	USEPA Method 29 By AAS	BDL	5

CHECKED BY**AUTHORIZED SIGNATORY**

**TEST REPORT**

Test Report of	Report Code	Date of Issue
Stack Emission	ST-030524-45	03/05/2024

SAMPLING & ANALYSIS DATA

Description	-	Stack Emission Monitoring conducted by our team.
Date of Sampling	-	29/04/2024
Name & Address of the Industry	-	M/s HPCL-Mittal Energy Limited, Village-Phullokhar, Taluka – Talwandi Saboo, Distt. Bhatinda (Punjab) India
Emission Source Monitored	-	HRSG-2
Stack Identification	-	Stack attached to HRSG-2
Normal Operating Schedule	-	As per requirement
Type of Stack (ACC/Metal)	-	Mild Steel
Stack Height From Ground Level (meter)	-	35
Diameter of Stack (m)	-	3.5
Sampling Duration (Minutes)	-	22
Parameters Monitored	-	PM, NO _x , SO ₂ , CO, Ni & V
Purpose of Monitoring	-	Assessment of Pollution load
General Sensory Observations	-	Normal
Fugitive Emission (if any)	-	Nil
Stack Temperature (°C)	-	175
Ambient Temperature (°C)	-	31
Average Stack Velocity (m/s)	-	15.77
Quantity of Emission (Nm ³ /hr)	-	460000

TEST RESULT				
S.N.	Parameter	Test Method	Results (mg/Nm ³)	Mixed Fuel Limits (in mg/Nm ³)
1.	Particulate Matters (as PM)	IS:-11255 (PART:-1)	9.4	44
2.	Oxide of Nitrogen (as NO _x)	IS:-11255 (PART:-7)	232.1	335
3.	Oxides of Sulphur (as SO ₂)	IS:-11255 (PART:-2)	13.0	730
3.	Carbon Monoxide (as CO)	IS:-13270	11.3	143
5.	Nickel & Vanadium (as Ni & V)	USEPA Method 29 By AAS	BDL	5

CHECKED BY

AUTHORIZED SIGNATORY





Test Report of	Report Code	Date of Issue
Stack Emission	ST-030524-46	03/05/2024

SAMPLING & ANALYSIS DATA

Description	-	Stack Emission Monitoring conducted by our team.
Date of Sampling	-	30/04/2024
Name & Address of the Industry	-	M/s HPCL-Mittal Energy Limited, Village-Phullokhar, Taluka – Talwandi Saboo, Distt. Bhatinda (Punjab) India
Emission Source Monitored	-	DCU
Stack Identification	-	Stack attached to DCU
Normal Operating Schedule	-	As per requirement
Type of Stack (ACC/Metal)	-	Mild Steel
Stack Height From Ground Level (meter)	-	65
Diameter of Stack (m)	-	3.15
Sampling Duration (Minutes)	-	36
Parameters Monitored	-	PM, NO _x , SO ₂ , CO, Ni & V
Purpose of Monitoring	-	Assessment of Pollution load
General Sensory Observations	-	Normal
Fugitive Emission (if any)	-	Nil
Stack Temperature (°C)	-	168
Ambient Temperature (°C)	-	33
Average Stack Velocity (m/s)	-	9.86
Quantity of Emission (Nm ³ /hr)	-	150000

TEST RESULT

S.N.	Parameter	Test Method	Results (mg/Nm ³)	Mixed Fuel Limits (in mg/Nm ³)
1.	Particulate Matters (as PM)	IS:-11255 (PART:-1)	5.9	43
2.	Oxide of Nitrogen (as NO _x)	IS:-11255 (PART:-7)	43.5	334
3.	Oxides of Sulphur (as SO ₂)	IS:-11255 (PART:-2)	32.5	719
3.	Carbon Monoxide (as CO)	IS:-13270	5.3	142
5.	Nickel & Vanadium (as Ni & V)	USEPA Method 29 By AAS	BDL	5

CHECKED BY**AUTHORIZED SIGNATORY**

**TEST REPORT**

Test Report of	Report Code	Date of Issue
Stack Emission	ST-030524-47	03/05/2024

SAMPLING & ANALYSIS DATA

Description	-	Stack Emission Monitoring conducted by our team.
Date of Sampling	-	29/04/2024
Name & Address of the Industry	-	M/s HPCL-Mittal Energy Limited, Village-Phullokhari, Taluka – Talwandi Saboo, Distt. Bhatinda (Punjab) India
Emission Source Monitored	-	HRSG-1
Stack Identification	-	Stack attached to HRSG-1
Normal Operating Schedule	-	As per requirement
Type of Stack (ACC/Metal)	-	Mild Steel
Stack Height From Ground Level (meter)	-	35
Diameter of Stack (m)	-	3.5
Sampling Duration (Minutes)	-	24
Parameters Monitored	-	PM, NO _x , SO ₂ , CO, Ni & V
Purpose of Monitoring	-	Assessment of Pollution load
General Sensory Observations	-	Normal
Fugitive Emission (if any)	-	Nil
Stack Temperature (°C)	-	180
Ambient Temperature (°C)	-	30
Average Stack Velocity (m/s)	-	15.00
Quantity of Emission (Nm ³ /hr.)	-	500000

TEST RESULT

S.N.	Parameter	Test Method	Results (mg/Nm ³)	Mixed Fuel Limits (in mg/Nm ³)
1.	Particulate Matters (as PM)	IS:-11255 (PART:-1)	2.6	44
2.	Oxide of Nitrogen (as NO _x)	IS:-11255 (PART:-7)	233.9	335
3.	Oxides of Sulphur (as SO ₂)	IS:-11255 (PART:-2)	11.5	730
3.	Carbon Monoxide (as CO)	IS:-13270	10.4	143
5.	Nickel & Vanadium (as Ni & V)	USEPA Method 29 By AAS	BDL	5

CHECKED BY**AUTHORIZED SIGNATORY**

**TEST REPORT**

Test Report of	Report Code	Date of Issue
Stack Emission	ST-060624-28	06/06/2024

SAMPLING & ANALYSIS DATA

Description	-	Stack Emission Monitoring conducted by our team.
Date of Sampling	-	22/05/2024
Name & Address of the Industry	-	M/s HPCL-Mittal Energy Limited, Village-Phullokhar, Taluka – Talwandi Saboo, Distt. Bhatinda (Punjab) India
Emission Source Monitored	-	SRU-525
Stack Identification	-	Stack attached to SRU-525
Normal Operating Schedule	-	As per requirement
Type of Stack (ACC/Metal)	-	Mild Steel
Stack Height From Ground Level (meter)	-	100.0
Diameter of Stack (m)	-	2.0
Sampling Duration (Minutes)	-	26
Parameters Monitored	-	NO _x , SO ₂ , CO, H ₂ S
Purpose of Monitoring	-	Assessment of Pollution load
General Sensory Observations	-	Normal
Fugitive Emission (if any)	-	Nil
Stack Temperature (°C)	-	315
Ambient Temperature (°C)	-	38
Average Stack Velocity (m/s)	-	17.52
Quantity of Emission (Nm ³ /hr)	-	11680

TEST RESULT

S.N.	Parameter	Test Method	Results (mg/Nm ³)	Limits for 100 % Fuel Gas(mg/Nm ³)
1.	Oxide of Nitrogen (as NO _x)	IS:-11255 (PART:-7)	65.2	250
2.	Oxides of Sulphur (as SO ₂)	IS:-11255 (PART:-2)	759.1	NA
3.	Carbon Monoxide (as CO)	IS:-13270	26.4	100
4.	Hydrogen Sulphide (as H ₂ S)	IS:-11255 (PART:-4)	3.5	10

CHECKED BY**AUTHORIZED SIGNATORY**

**TEST REPORT**

Test Report of	Report Code	Date of Issue
Stack Emission	ST-060624-27	06/06/2024

SAMPLING & ANALYSIS DATA

Description	-	Stack Emission Monitoring conducted by our team.
Date of Sampling	-	22/05/2024
Name & Address of the Industry	-	M/s HPCL-Mittal Energy Limited, Village-Phullokhari, Taluka – Talwandi Saboo, Distt. Bhatinda (Punjab) India
Emission Source Monitored	-	SRU-524
Stack Identification	-	Stack attached to SRU-524
Normal Operating Schedule	-	As per requirement
Type of Stack (ACC/Metal)	-	Mild Steel
Stack Height From Ground Level (meter)	-	100.0
Diameter of Stack (m)	-	2.0
Sampling Duration (Minutes)	-	26
Parameters Monitored	-	NO _x , SO ₂ , CO, H ₂ S
Purpose of Monitoring	-	Assessment of Pollution load
General Sensory Observations	-	Normal
Fugitive Emission (if any)	-	Nil
Stack Temperature (°C)	-	310
Ambient Temperature (°C)	-	36
Average Stack Velocity (m/s)	-	17.77
Quantity of Emission (Nm ³ /hr)	-	10500

TEST RESULT				
S.N.	Parameter	Test Method	Results (mg/Nm ³)	Limits for 100 % Fuel Gas(mg/Nm ³)
1.	Oxide of Nitrogen (as NO _x)	IS:-11255 (PART:-7)	42.9	250
2.	Oxides of Sulphur (as SO ₂)	IS:-11255 (PART:-2)	1152.6	NA
3.	Carbon Monoxide (as CO)	IS:-13270	15.2	100
4.	Hydrogen Sulphide (as H ₂ S)	IS:-11255 (PART:-4)	2.6	10

CHECKED BY

AUTHORIZED SIGNATORY



**TEST REPORT**

Test Report of	Report Code	Date of Issue
Stack Emission	ST-04072024-12	04/07/2024

SAMPLING & ANALYSIS DATA

Description	-	Stack Emission Monitoring conducted by our team.
Date of Sampling	-	06/06/2024
Name & Address of the Industry	-	M/s HPCL-Mittal Energy Limited, Village-Phullokhar, Taluka – Talwandi Saboe, Distt. Bhatinda (Punjab) India
Emission Source Monitored	-	HGU-1
Stack Identification	-	Stack attached to HGU-1
Normal Operating Schedule	-	As per requirement
Type of Stack (ACC/Metal)	-	Mild Steel
Stack Height From Ground Level (meter)	-	70
Diameter of Stack (m)	-	2.6
Sampling Duration (Minutes)	-	24
Parameters Monitored	-	PM, NO _x , SO ₂ , CO, Ni & V
Purpose of Monitoring	-	Assessment of Pollution load
General Sensory Observations	-	Normal
Fugitive Emission (if any)	-	Nil
Stack Temperature (°C)	-	192
Ambient Temperature (°C)	-	34
Average Stack Velocity (m/s)	-	15.26
Quantity of Emission (Nm ³ /hr.)	-	88500

TEST RESULT				
S.N.	Parameter	Test Method	Results (mg/Nm ³)	Mixed Fuel Limits (in mg/Nm ³)
1.	Particulate Matters (as PM)	IS:-11255 (PART:-1)	15.1	42
2.	Oxide of Nitrogen (as NO _x)	IS:-11255(PART:-7)	12.5	330
3.	Oxides of Sulphur (as SO ₂)	IS:-11255 (PART:-2)	5.3	693
3.	Carbon Monoxide (as CO)	IS:-13270	2.8	140
5.	Nickel & Vanadium (as Ni & V)	USEPA Method 29 By AAS	BDL	5

CHECKED BY

AUTHORIZED SIGNATORY



**TEST REPORT**

Test Report of	Report Code	Date of Issue
Stack Emission	ST-04072024-13	04/07/2024

SAMPLING & ANALYSIS DATA

Description	-	Stack Emission Monitoring conducted by our team.
Date of Sampling	-	06/06/2024
Name & Address of the Industry	-	M/s HPCL-Mittal Energy Limited, Village- Phullokhar, Taluka – Talwandi Saboo, Distt. Bhatinda (Punjab) India
Emission Source Monitored	-	HGU-2
Stack Identification	-	Stack attached to HGU-2
Normal Operating Schedule	-	As per requirement
Type of Stack (ACC/Metal)	-	Mild Steel
Stack Height From Ground Level (meter)	-	70
Diameter of Stack (m)	-	2.6
Sampling Duration (Minutes)	-	24
Parameters Monitored	-	PM, NO _x , SO ₂ , CO, Ni & V
Purpose of Monitoring	-	Assessment of Pollution load
General Sensory Observations	-	Normal
Fugitive Emission (if any)	-	Nil
Stack Temperature (°C)	-	189
Ambient Temperature (°C)	-	35
Average Stack Velocity (m/s)	-	15.23
Quantity of Emission (Nm ³ /hr.)	-	82000

TEST RESULT

S.N.	Parameter	Test Method	Results (mg/Nm ³)	Mixed Fuel Limits (in mg/Nm ³)
1.	Particulate Matters (as PM)	IS:-11255 (PART:-1)	5.5	38
2.	Oxide of Nitrogen (as NO _x)	IS:-11255(PART:-7)	16.7	320
3.	Oxides of Sulphur (as SO ₂)	IS:-11255 (PART:-2)	2.4	636
3.	Carbon Monoxide (as CO)	IS:-13270	3.3	137
5.	Nickel & Vanadium (as Ni & V)	USEPA Method 29 By AAS	BDL	5

CHECKED BY**AUTHORIZED SIGNATORY**




Test Report of	Report Code	Date of Issue
Stack Emission	ST-04072024-14	04/07/2024

SAMPLING & ANALYSIS DATA

Description	-	Stack Emission Monitoring conducted by our team.
Date of Sampling	-	06/06/2024
Name & Address of the Industry	-	M/s HPCL-Mittal Energy Limited, Village-Phullokhar, Taluka – Talwandi Saboo, Distt. Bhatinda (Punjab) India
Emission Source Monitored	-	Naphtha Super Heater
Stack Identification	-	Stack attached to Naphtha Super Heater
Normal Operating Schedule	-	As per requirement
Type of Stack (ACC/Metal)	-	Mild Steel
Stack Height From Ground Level (meter)	-	30
Diameter of Stack (m)	-	1.2
Sampling Duration (Minutes)	-	44
Parameters Monitored	-	PM, NO _x , SO ₂ , CO, Ni & V
Purpose of Monitoring	-	Assessment of Pollution load
General Sensory Observations	-	Normal
Fugitive Emission (if any)	-	Nil
Stack Temperature (°C)	-	320
Ambient Temperature (°C)	-	37
Average Stack Velocity (m/s)	-	10.13
Quantity of Emission (Nm ³ /hr)	-	15500

TEST RESULT

S.N.	Parameter	Test Method	Results (mg/Nm ³)	Mixed Fuel Limits (in mg/Nm ³)
1.	Particulate Matters (as PM)	IS:-11255 (PART:-1)	11.4	41
2.	Oxide of Nitrogen (as NO _x)	IS:-11255(PART:-7)	30.8	329
3.	Oxides of Sulphur (as SO ₂)	IS:-11255 (PART:-2)	14.5	679
3.	Carbon Monoxide (as CO)	IS:-13270	4.9	139
5.	Nickel & Vanadium (as Ni & V)	USEPA Method 29 By AAS	BDL	5

CHECKED BY**AUTHORIZED SIGNATORY**

**TEST REPORT**

Test Report of	Report Code	Date of Issue
Stack Emission	ST-04072024-38	04/07/2024

SAMPLING & ANALYSIS DATA

Description	-	Stack Emission Monitoring conducted by our team.
Date of Sampling	-	04/06/2024
Name & Address of the Industry	-	M/s HPCL-Mittal Energy Limited, Village-Phullokhari, Taluka – Talwandi Saboo, Distt. Bhatinda (Punjab) India
Emission Source Monitored	-	UB-4
Stack Identification	-	Stack attached to UB-3
Normal Operating Schedule	-	As per requirement
Type of Stack (ACC/Metal)	-	Mild Steel
Stack Height From Ground Level (meter)	-	100
Diameter of Stack (m)	-	3.1
Sampling Duration (Minutes)	-	23
Parameters Monitored	-	PM, NO _x , SO ₂ , CO, Ni & V
Purpose of Monitoring	-	Assessment of Pollution load
General Sensory Observations	-	Normal
Fugitive Emission (if any)	-	Nil
Stack Temperature (°C)	-	135
Ambient Temperature (°C)	-	41
Average Stack Velocity (m/s)	-	14.35
Quantity of Emission (Nm ³ /hr)	-	245000

TEST RESULT				
S.N.	Parameter	Test Method	Results (mg/Nm ³)	Mixed Fuel Limits (in mg/Nm ³)
1.	Particulate Matters (as PM)	IS:-11255 (PART:-1)	2.9	44
2.	Oxide of Nitrogen (as NO _x)	IS:-11255(PART:-7)	145.5	335
3.	Oxides of Sulphur (as SO ₂)	IS:-11255 (PART:-2)	131.2	730
3.	Carbon Monoxide (as CO)	IS:-13270	4.8	143
5.	Nickel & Vanadium (as Ni & V)	USEPA Method 29 By AAS	BDL	5

CHECKED BY**AUTHORIZED SIGNATORY**

**TEST REPORT**

Test Report of	Report Code	Date of Issue
Stack Emission	ST-04072024-15	04/07/2024

SAMPLING & ANALYSIS DATA

Description	-	Stack Emission Monitoring conducted by our team.
Date of Sampling	-	04/06/2024
Name & Address of the Industry	-	M/s HPCL-Mittal Energy Limited, Village-Phullokhar, Taluka – Talwandi Saboo, Distt. Bhatinda (Punjab) India
Emission Source Monitored	-	UB-3
Stack Identification	-	Stack attached to UB-3
Normal Operating Schedule	-	As per requirement
Type of Stack (ACC/Metal)	-	Mild Steel
Stack Height From Ground Level (meter)	-	100
Diameter of Stack (m)	-	3.1
Sampling Duration (Minutes)	-	22
Parameters Monitored	-	PM, NO _x , SO ₂ , CO, Ni & V
Purpose of Monitoring	-	Assessment of Pollution load
General Sensory Observations	-	Normal
Fugitive Emission (if any)	-	Nil
Stack Temperature (°C)	-	132
Ambient Temperature (°C)	-	41
Average Stack Velocity (m/s)	-	14.46
Quantity of Emission (Nm ³ /hr)	-	245000

TEST RESULT

S.N.	Parameter	Test Method	Results (mg/Nm ³)	Mixed Fuel Limits (in mg/Nm ³)
1.	Particulate Matters (as PM)	IS:-11255 (PART:-1)	2.1	44
2.	Oxide of Nitrogen (as NO _x)	IS:-11255(PART:-7)	138.5	335
3.	Oxides of Sulphur (as SO ₂)	IS:-11255 (PART:-2)	130.7	730
3.	Carbon Monoxide (as CO)	IS:-13270	4.9	143
5.	Nickel & Vanadium (as Ni & V)	USEPA Method 29 By AAS	BDL	5

CHECKED BY

AUTHORIZED SIGNATORY



**TEST REPORT**

Test Report of	Report Code	Date of Issue
Stack Emission	ST-04072024-16	04/07/2024

SAMPLING & ANALYSIS DATA

Description	-	Stack Emission Monitoring conducted by our team.
Date of Sampling	-	05/06/2024
Name & Address of the Industry	-	M/s HPCL-Mittal Energy Limited, Village-Phullokhar, Taluka – Talwandi Saboo, Distt. Bhatinda (Punjab) India
Emission Source Monitored	-	UB-5
Stack Identification	-	Stack attached to UB-5
Normal Operating Schedule	-	As per requirement
Type of Stack (ACC/Metal)	-	Mild Steel
Stack Height From Ground Level (meter)	-	130
Diameter of Stack (m)	-	3.25
Sampling Duration (Minutes)	-	21
Parameters Monitored	-	PM, NO _x , SO ₂
Purpose of Monitoring	-	Assessment of Pollution load
General Sensory Observations	-	Normal
Fugitive Emission (if any)	-	Nil
Stack Temperature (°C)	-	135
Ambient Temperature (°C)	-	42
Average Stack Velocity (m/s)	-	15.26
Quantity of Emission (Nm ³ /hr)	-	905000

TEST RESULT

S.N.	Parameter	Test Method	Results (mg/Nm ³)	Pet Cock Limits (in mg/Nm ³)
1.	Particulate Matters (as PM)	IS:-11255 (PART:-1)	22.7	150
2.	Oxide of Nitrogen (as NO _x)	IS:-11255(PART:-7)	111.3	300
3.	Oxides of Sulphur (as SO ₂)	IS:-11255 (PART:-2)	240.6	400

CHECKED BY**AUTHORIZED SIGNATORY**



Test Report of	Report Code	Date of Issue
Stack Emission	ST-04072024-17	04/07/2024

SAMPLING & ANALYSIS DATA

Description	-	Stack Emission Monitoring conducted by our team.
Date of Sampling	-	05/06/2024
Name & Address of the Industry	-	M/s HPCL-Mittal Energy Limited, Village-Phullokhar, Taluka – Talwandi Saboo, Distt. Bhatinda (Punjab) India
Emission Source Monitored	-	UB-6
Stack Identification	-	Stack attached to UB-6
Normal Operating Schedule	-	As per requirement
Type of Stack (ACC/Metal)	-	Mild Steel
Stack Height From Ground Level (meter)	-	130
Diameter of Stack (m)	-	3.25
Sampling Duration (Minutes)	-	21
Parameters Monitored	-	PM, NO _x , SO ₂
Purpose of Monitoring	-	Assessment of Pollution load
General Sensory Observations	-	Normal
Fugitive Emission (if any)	-	Nil
Stack Temperature (°C)	-	138
Ambient Temperature (°C)	-	43
Average Stack Velocity (m/s)	-	15.64
Quantity of Emission (Nm ³ /hr.)	-	910000

TEST RESULT

S.N.	Parameter	Test Method	Results (mg/Nm ³)	Pet Cock Limits (in mg/Nm ³)
1.	Particulate Matters (as PM)	IS:-11255 (PART:-1)	24.6	150
2.	Oxide of Nitrogen (as NO _x)	IS:-11255(PART:-7)	124.2	300
3.	Oxides of Sulphur (as SO ₂)	IS:-11255 (PART:-2)	242.7	400

CHECKED BY**AUTHORIZED SIGNATORY**

**TEST REPORT**

Test Report of	Report Code	Date of Issue
Stack Emission	ST-04072024-18	04/07/2024

SAMPLING & ANALYSIS DATA

Description	-	Stack Emission Monitoring conducted by our team.
Date of Sampling	-	10/06/2024
Name & Address of the Industry	-	M/s HPCL-Mittal Energy Limited, Village-Phullokhar, Taluka – Talwandi Saboo, Distt. Bhatinda (Punjab) India
Emission Source Monitored	-	VGO Heater
Stack Identification	-	Stack attached to VGO Heater
Normal Operating Schedule	-	As per requirement
Type of Stack (ACC/Metal)	-	Mild Steel
Stack Height From Ground Level (meter)	-	65
Diameter of Stack (m)	-	2.25
Sampling Duration (Minutes)	-	30
Parameters Monitored	-	PM, NO _x , SO ₂ , CO, Ni & V
Purpose of Monitoring	-	Assessment of Pollution load
General Sensory Observations	-	Normal
Fugitive Emission (if any)	-	Nil
Stack Temperature (°C)	-	130
Ambient Temperature (°C)	-	32
Average Stack Velocity (m/s)	-	10.91
Quantity of Emission (Nm ³ /hr.)	-	95000

TEST RESULT				
S.N.	Parameter	Test Method	Results (mg/Nm ³)	Mixed Fuel Limits (in mg/Nm ³)
1.	Particulate Matters (as PM)	IS:-11255 (PART:-1)	13.9	41
2.	Oxide of Nitrogen (as NO _x)	IS:-11255(PART:-7)	94.7	328
3.	Oxides of Sulphur (as SO ₂)	IS:-11255 (PART:-2)	39.1	676
3.	Carbon Monoxide (as CO)	IS:-13270	11.8	139
5.	Nickel & Vanadium (as Ni & V)	USEPA Method 29 By AAS	BDL	5

CHECKED BY

AUTHORIZED SIGNATORY



**TEST REPORT**

Test Report of	Report Code	Date of Issue
Stack Emission	ST-04072024-19	04/07/2024

SAMPLING & ANALYSIS DATA

Description	-	Stack Emission Monitoring conducted by our team.
Date of Sampling	-	10/06/2024
Name & Address of the Industry	-	M/s HPCL-Mittal Energy Limited, Village-Phullokhari , Taluka – Talwandi Saboo, Distt. Bhatinda (Punjab) India
Emission Source Monitored	-	DHDT-1
Stack Identification	-	Stack attached to DHDT-1
Normal Operating Schedule	-	As per requirement
Type of Stack (ACC/Metal)	-	Mild Steel
Stack Height From Ground Level (meter)	-	75
Diameter of Stack (m)	-	2.25
Sampling Duration (Minutes)	-	30
Parameters Monitored	-	PM,NO _x , SO ₂ , CO,Ni& V
Purpose of Monitoring	-	Assessment of Pollution load
General Sensory Observations	-	Normal
Fugitive Emission (if any)	-	Nil
Stack Temperature (°C)	-	185
Ambient Temperature (°C)	-	33
Average Stack Velocity (m/s)	-	11.23
Quantity of Emission (Nm ³ /hr)	-	58500

TEST RESULT

S.N.	Parameter	Test Method	Results (mg/Nm ³)	Mixed Fuel Limits (in mg/Nm ³)
1.	Particulate Matters (as PM)	IS:-11255 (PART:-1)	13.5	40
2.	Oxide of Nitrogen (as NO _x)	IS:-11255(PART:-7)	83.7	327
3.	Oxides of Sulphur (as SO ₂)	IS:-11255 (PART:-2)	55.1	666
3.	Carbon Monoxide (as CO)	IS:-13270	12.9	138
5.	Nickel & Vanadium (as Ni & V)	USEPA Method 29 By AAS	BDL	5

CHECKED BY**AUTHORIZED SIGNATORY**

**TEST REPORT**

Test Report of	Report Code	Date of Issue
Stack Emission	ST-04072024-20	04/07/2024

SAMPLING & ANALYSIS DATA

Description	-	Stack Emission Monitoring conducted by our team.
Date of Sampling	-	12/06/2024
Name & Address of the Industry	-	M/s HPCL-Mittal Energy Limited, Village-Phullokhar, Taluka -- Talwandi Saboo, Distt. Bhatinda (Punjab) India
Emission Source Monitored	-	DHDT-2
Stack Identification	-	Stack attached to DHDT-2
Normal Operating Schedule	-	As per requirement
Type of Stack (ACC/Metal)	-	Mild Steel
Stack Height From Ground Level (meter)	-	60
Diameter of Stack (m)	-	1.46
Sampling Duration (Minutes)	-	31
Parameters Monitored	-	PM, NO _x , SO ₂ , CO
Purpose of Monitoring	-	Assessment of Pollution load
General Sensory Observations	-	Normal
Fugitive Emission (if any)	-	Nil
Stack Temperature (°C)	-	170
Ambient Temperature (°C)	-	35
Average Stack Velocity (m/s)	-	10.99
Quantity of Emission (Nm ³ /hr)	-	13000

TEST RESULT

S.N.	Parameter	Test Method	Results (mg/Nm ³)	Limits for 100 % Fuel Gas (mg/Nm ³)
1.	Particulate Matters (as PM)	IS:-11255 (PART:-1)	2.9	5
2.	Oxide of Nitrogen (as NO _x)	IS:-11255(PART:-7)	24.1	250
3.	Oxides of Sulphur (as SO ₂)	IS:-11255 (PART:-2)	10.5	50
4.	Carbon Monoxide (as CO)	IS:-13270	9.8	100

CHECKED BY

AUTHORIZED SIGNATORY





Test Report of	Report Code	Date of Issue
Stack Emission	ST-04072024-21	04/07/2024

SAMPLING & ANALYSIS DATA

Description	-	Stack Emission Monitoring conducted by our team.
Date of Sampling	-	11/06/2024
Name & Address of the Industry	-	M/s HPCL-Mittal Energy Limited, Village-Phullokhar, Taluka – Talwandi Saboo, Distt. Bhatinda (Punjab) India
Emission Source Monitored	-	CDU/VDU
Stack Identification	-	Stack attached to CDU/VDU
Normal Operating Schedule	-	As per requirement
Type of Stack (ACC/Metal)	-	Mild Steel
Stack Height From Ground Level (meter)	-	85
Diameter of Stack (m)	-	4.3
Sampling Duration (Minutes)	-	24
Parameters Monitored	-	PM, NO _x , SO ₂ , CO, Ni & V
Purpose of Monitoring	-	Assessment of Pollution load
General Sensory Observations	-	Normal
Fugitive Emission (if any)	-	Nil
Stack Temperature (°C)	-	180
Ambient Temperature (°C)	-	36
Average Stack Velocity (m/s)	-	15.05
Quantity of Emission (Nm ³ /hr)	-	183000

TEST RESULT

S.N.	Parameter	Test Method	Results (mg/Nm ³)	Mixed Fuel Limits (in mg/Nm ³)
1.	Particulate Matters (as PM)	IS:-11255 (PART:-1)	10.1	40
2.	Oxide of Nitrogen (as NO _x)	IS:-11255(PART:-7)	24.7	326
3.	Oxides of Sulphur (as SO ₂)	IS:-11255 (PART:-2)	98.3	659
3.	Carbon Monoxide (as CO)	IS:-13270	11.6	138
5.	Nickel & Vanadium (as Ni & V)	USEPA Method 29 By AAS	BDL	5

CHECKED BY**AUTHORIZED SIGNATORY**

**TEST REPORT**

Test Report of	Report Code	Date of Issue
Stack Emission	ST-04072024-22	04/07/2024

SAMPLING & ANALYSIS DATA

Description	-	Stack Emission Monitoring conducted by our team.
Date of Sampling	-	11/06/2024
Name & Address of the Industry	-	M/s HPCL-Mittal Energy Limited, Village-Phullokhar, Taluka – Talwandi Saboo, Distt. Bhatinda (Punjab) India
Emission Source Monitored	-	BBU
Stack Identification	-	Stack attached to BBU
Normal Operating Schedule	-	As per requirement
Type of Stack (ACC/Metal)	-	Mild Steel
Stack Height From Ground Level (meter)	-	60
Diameter of Stack (m)	-	2.0
Sampling Duration (Minutes)	-	27
Parameters Monitored	-	PM,NO _x , SO ₂ , CO,
Purpose of Monitoring	-	Assessment of Pollution load
General Sensory Observations	-	Normal
Fugitive Emission (if any)	-	Nil
Stack Temperature (°C)	-	148
Ambient Temperature (°C)	-	37
Average Stack Velocity (m/s)	-	12.27
Quantity of Emission (Nm ³ /hr)	-	615000

TEST RESULT

S.N.	Parameter	Test Method	Results (mg/Nm ³)	Limits for 100 % Fuel Gas (mg/Nm ³)
1.	Particulate Matters (as PM)	IS:-11255 (PART:-1)	2.2	5
2.	Oxide of Nitrogen (as NO _x)	IS:-11255(PART:-7)	20.6	250
3.	Oxides of Sulphur (as SO ₂)	IS:-11255 (PART:-2)	31.1	50
4.	Carbon Monoxide (as CO)	IS:-13270	20.7	100

CHECKED BY**AUTHORIZED SIGNATORY**

**TEST REPORT**

Test Report of	Report Code	Date of Issue
Stack Emission	ST-04072024-23	04/07/2024

SAMPLING & ANALYSIS DATA

Description	-	Stack Emission Monitoring conducted by our team.
Date of Sampling	-	13/06/2024
Name & Address of the Industry	-	M/s HPCL-Mittal Energy Limited, Village-Phullokhar, Taluka – Talwandi Saboo, Distt. Bhatinda (Punjab) India
Emission Source Monitored	-	FCCU Heater
Stack Identification	-	Stack attached to FCCU Heater
Normal Operating Schedule	-	As per requirement
Type of Stack (ACC/Metal)	-	Mild Steel
Stack Height From Ground Level (meter)	-	80
Diameter of Stack (m)	-	1.75
Sampling Duration (Minutes)	-	41
Parameters Monitored	-	PM, NO _x , SO ₂ , CO, Ni & V
Purpose of Monitoring	-	Assessment of Pollution load
General Sensory Observations	-	Normal
Fugitive Emission (if any)	-	Nil
Stack Temperature (°C)	-	210
Ambient Temperature (°C)	-	33
Average Stack Velocity (m/s)	-	9.23
Quantity of Emission (Nm ³ /hr.)	-	12500

TEST RESULT

S.N.	Parameter	Test Method	Results (mg/Nm ³)	Mixed Fuel Limits (in mg/Nm ³)
1.	Particulate Matters (as PM)	IS:-11255 (PART:-1)	3.4	41
2.	Oxide of Nitrogen (as NO _x)	IS:-11255(PART:-7)	52.9	328
3.	Oxides of Sulphur (as SO ₂)	IS:-11255 (PART:-2)	30.1	678
3.	Carbon Monoxide (as CO)	IS:-13270	14.9	139
5.	Nickel & Vanadium (as Ni & V)	USEPA Method 29 By AAS	BDL	5

CHECKED BY**AUTHORIZED SIGNATORY**

**TEST REPORT**

Test Report of	Report Code	Date of Issue
Stack Emission	ST-04072024-24	04/07/2024

SAMPLING & ANALYSIS DATA

Description	-	Stack Emission Monitoring conducted by our team.
Date of Sampling	-	13/06/2024
Name & Address of the Industry	-	M/s HPCL-Mittal Energy Limited, Village-Phullokhari , Taluka – Talwandi Saboo, Distt. Bhatinda (Punjab) India
Emission Source Monitored	-	FCCU Regenerator
Stack Identification	-	Stack attached to FCCU Regenerator
Normal Operating Schedule	-	As per requirement
Type of Stack (ACC/Metal)	-	Mild Steel
Stack Height From Ground Level (meter)	-	42
Diameter of Stack (m)	-	3.3
Sampling Duration (Minutes)	-	23
Parameters Monitored	-	PM, NO _x , SO ₂ , CO, Ni & V
Purpose of Monitoring	-	Assessment of Pollution load
General Sensory Observations	-	Normal
Fugitive Emission (if any)	-	Nil
Stack Temperature (°C)	-	220
Ambient Temperature (°C)	-	35
Average Stack Velocity (m/s)	-	16.63
Quantity of Emission (Nm ³ /hr)	-	310000

TEST RESULT

S.N.	Parameter	Test Method	Results (mg/Nm ³)	Mixed Fuel Limits (in mg/Nm ³)
1.	Particulate Matters (as PM)	IS:-11255 (PART:-1)	13.7	50
2.	Oxide of Nitrogen (as NO _x)	IS:-11255(PART:-7)	38.1	350
3.	Oxides of Sulphur (as SO ₂)	IS:-11255 (PART:-2)	25.9	500
3.	Carbon Monoxide (as CO)	IS:-13270	11.1	300
5.	Nickel & Vanadium (as Ni & V)	USEPA Method 29 By AAS	BDL	2

CHECKED BY 

AUTHORIZED SIGNATORY



**TEST REPORT**

Test Report of	Report Code	Date of Issue
Stack Emission	ST-04072024-25	04/07/2024

SAMPLING & ANALYSIS DATA

Description	-	Stack Emission Monitoring conducted by our team.
Date of Sampling	-	14/06/2024
Name & Address of the Industry	-	M/s HPCL-Mittal Energy Limited, Village-Phullokhari, Taluka – Talwandi Saboo, Distt. Bhatinda (Punjab) India
Emission Source Monitored	-	SRU-524
Stack Identification	-	Stack attached to SRU-524
Normal Operating Schedule	-	As per requirement
Type of Stack (ACC/Metal)	-	Mild Steel
Stack Height From Ground Level (meter)	-	100.0
Diameter of Stack (m)	-	2.0
Sampling Duration (Minutes)	-	27
Parameters Monitored	-	NO _x , SO ₂ , CO, H ₂ S
Purpose of Monitoring	-	Assessment of Pollution load
General Sensory Observations	-	Normal
Fugitive Emission (if any)	-	Nil
Stack Temperature (°C)	-	315
Ambient Temperature (°C)	-	35
Average Stack Velocity (m/s)	-	16.76
Quantity of Emission (Nm ³ /hr)	-	12000

TEST RESULT

S.N.	Parameter	Test Method	Results (mg/Nm ³)	Limits for 100 % Fuel Gas(mg/Nm ³)
1.	Oxide of Nitrogen (as NO _x)	IS:-11255(PART:-7)	48.9	250
2.	Oxides of Sulphur (as SO ₂)	IS:-11255 (PART:-2)	1248.3	NA
3.	Carbon Monoxide (as CO)	IS:-13270	18.7	100
4.	Hydrogen Sulphide (as H ₂ S)	IS:-11255 (PART:-4)	3.9	10

CHECKED BY 

AUTHORIZED SIGNATORY





Test Report of	Report Code	Date of Issue
Stack Emission	ST-04072024-26	04/07/2024

SAMPLING & ANALYSIS DATA

Description	-	Stack Emission Monitoring conducted by our team.
Date of Sampling	-	14/06/2024
Name & Address of the Industry	-	M/s HPCL-Mittal Energy Limited, Village-Phullokhar, Taluka – Talwandi Saboo, Distt. Bhatinda (Punjab) India
Emission Source Monitored	-	SRU-525
Stack Identification	-	Stack attached to SRU-525
Normal Operating Schedule	-	As per requirement
Type of Stack (ACC/Metal)	-	Mild Steel
Stack Height From Ground Level (meter)	-	100.0
Diameter of Stack (m)	-	2.0
Sampling Duration (Minutes)	-	28
Parameters Monitored	-	NO _x , SO ₂ , CO, H ₂ S
Purpose of Monitoring	-	Assessment of Pollution load
General Sensory Observations	-	Normal
Fugitive Emission (if any)	-	Nil
Stack Temperature (°C)	-	308
Ambient Temperature (°C)	-	34
Average Stack Velocity (m/s)	-	17.06
Quantity of Emission (Nm ³ /hr)	-	11500

TEST RESULT

S.N.	Parameter	Test Method	Results (mg/Nm ³)	Limits for 100 % Fuel Gas(mg/Nm ³)
1.	Oxide of Nitrogen (as NO _x)	IS:-11255(PART:-7)	72.4	250
2.	Oxides of Sulphur (as SO ₂)	IS:-11255 (PART:-2)	912.1	NA
3.	Carbon Monoxide (as CO)	IS:-13270	33.7	100
4.	Hydrogen Sulphide (as H ₂ S)	IS:-11255 (PART:-4)	5.1	10

CHECKED BY 

AUTHORIZED SIGNATORY



**TEST REPORT**

Test Report of	Report Code	Date of Issue
Stack Emission	ST-04072024-27	04/07/2024

SAMPLING & ANALYSIS DATA

Description	-	Stack Emission Monitoring conducted by our team.
Date of Sampling	-	12/06/2024
Name & Address of the Industry	-	M/s HPCL-Mittal Energy Limited, Village-Phullokhari, Taluka – Talwandi Saboo, Distt. Bhatinda (Punjab) India
Emission Source Monitored	-	NHT Reactor
Stack Identification	-	Stack attached to NHT Reactor
Normal Operating Schedule	-	As per requirement
Type of Stack (ACC/Metal)	-	Mild Steel
Stack Height From Ground Level (meter)	-	50
Diameter of Stack (m)	-	1.2
Sampling Duration (Minutes)	-	36
Parameters Monitored	-	PM, NO _x , SO ₂ , CO, Ni & V
Purpose of Monitoring	-	Assessment of Pollution load
General Sensory Observations	-	Normal
Fugitive Emission (if any)	-	Nil
Stack Temperature (°C)	-	320
Ambient Temperature (°C)	-	32
Average Stack Velocity (m/s)	-	13.09
Quantity of Emission (Nm ³ /hr)	-	12000

TEST RESULT

S.N.	Parameter	Test Method	Results (mg/Nm ³)	Mixed Fuel Limits (in mg/Nm ³)
1.	Particulate Matters (as PM)	IS:-11255 (PART:-1)	11.1	39
2.	Oxide of Nitrogen (as NO _x)	IS:-11255(PART:-7)	31.9	324
3.	Oxides of Sulphur (as SO ₂)	IS:-11255 (PART:-2)	29.4	645
3.	Carbon Monoxide (as CO)	IS:-13270	3.6	137
5.	Nickel & Vanadium (as Ni & V)	USEPA Method 29 By AAS	BDL	5

CHECKED BY**AUTHORIZED SIGNATORY**

**TEST REPORT**

Test Report of	Report Code	Date of Issue
Stack Emission	ST-04072024-28	04/07/2024

SAMPLING & ANALYSIS DATA

Description	-	Stack Emission Monitoring conducted by our team.
Date of Sampling	-	12/06/2024
Name & Address of the Industry	-	M/s HPCL-Mittal Energy Limited, Village-Phullokhar, Taluka – Talwandi Saboo, Distt. Bhatinda (Punjab) India
Emission Source Monitored	-	CCR Heater
Stack Identification	-	Stack attached to CCR Heater
Normal Operating Schedule	-	As per requirement
Type of Stack (ACC/Metal)	-	Mild Steel
Stack Height From Ground Level (meter)	-	68
Diameter of Stack (m)	-	2.5
Sampling Duration (Minutes)	-	33
Parameters Monitored	-	PM, NO _x , SO ₂ , CO, Ni & V
Purpose of Monitoring	-	Assessment of Pollution load
General Sensory Observations	-	Normal
Fugitive Emission (if any)	-	Nil
Stack Temperature (°C)	-	185
Ambient Temperature (°C)	-	34
Average Stack Velocity (m/s)	-	10.74
Quantity of Emission (Nm ³ /hr)	-	12000

TEST RESULT

S.N.	Parameter	Test Method	Results (mg/Nm ³)	Mixed Fuel Limits (in mg/Nm ³)
1.	Particulate Matters (as PM)	IS:-11255 (PART:-1)	20.6	40
2.	Oxide of Nitrogen (as NO _x)	IS:-11255(PART:-7)	80.4	326
3.	Oxides of Sulphur (as SO ₂)	IS:-11255 (PART:-2)	25.1	659
3.	Carbon Monoxide (as CO)	IS:-13270	11.9	138
5.	Nickel & Vanadium (as Ni & V)	USEPA Method 29 By AAS	BDL	5

CHECKED BY

AUTHORIZED SIGNATORY



**TEST REPORT**

Test Report of	Report Code	Date of Issue
Stack Emission	ST-04072024-29	04/07/2024

SAMPLING & ANALYSIS DATA

Description	-	Stack Emission Monitoring conducted by our team.
Date of Sampling	-	03/06/2024
Name & Address of the Industry	-	M/s HPCL-Mittal Energy Limited, Village-Phullokhari, Taluka – Talwandi Saboo, Distt. Bhatinda (Punjab) India
Emission Source Monitored	-	HRSG-2
Stack Identification	-	Stack attached to HRSG-2
Normal Operating Schedule	-	As per requirement
Type of Stack (ACC/Metal)	-	Mild Steel
Stack Height From Ground Level (meter)	-	35
Diameter of Stack (m)	-	3.5
Sampling Duration (Minutes)	-	24
Parameters Monitored	-	PM, NO _x , SO ₂ , CO, Ni & V
Purpose of Monitoring	-	Assessment of Pollution load
General Sensory Observations	-	Normal
Fugitive Emission (if any)	-	Nil
Stack Temperature (°C)	-	176
Ambient Temperature (°C)	-	32
Average Stack Velocity (m/s)	-	14.68
Quantity of Emission (Nm ³ /hr)	-	425000

TEST RESULT

S.N.	Parameter	Test Method	Results (mg/Nm ³)	Mixed Fuel Limits (in mg/Nm ³)
1.	Particulate Matters (as PM)	IS:-11255 (PART:-1)	8.1	44
2.	Oxide of Nitrogen (as NO _x)	IS:-11255(PART:-7)	218.6	335
3.	Oxides of Sulphur (as SO ₂)	IS:-11255 (PART:-2)	12.1	730
3.	Carbon Monoxide (as CO)	IS:-13270	10.7	143
5.	Nickel & Vanadium (as Ni & V)	USEPA Method 29 By AAS	BDL	5

CHECKED BY

AUTHORIZED SIGNATORY



**TEST REPORT**

Test Report of	Report Code	Date of Issue
Stack Emission	ST-04072024-30	04/07/2024

SAMPLING & ANALYSIS DATA

Description	-	Stack Emission Monitoring conducted by our team.
Date of Sampling	-	27/06/2024
Name & Address of the Industry	-	M/s HPCL-Mittal Energy Limited, Village-Phullokhar, Taluka – Talwandi Saboo, Distt. Bhatinda (Punjab) India
Emission Source Monitored	-	DCU
Stack Identification	-	Stack attached to DCU
Normal Operating Schedule	-	As per requirement
Type of Stack (ACC/Metal)	-	Mild Steel
Stack Height From Ground Level (meter)	-	65
Diameter of Stack (m)	-	3.15
Sampling Duration (Minutes)	-	33
Parameters Monitored	-	PM, NO _x , SO ₂ , CO, Ni & V
Purpose of Monitoring	-	Assessment of Pollution load
General Sensory Observations	-	Normal
Fugitive Emission (if any)	-	Nil
Stack Temperature (°C)	-	173
Ambient Temperature (°C)	-	36
Average Stack Velocity (m/s)	-	10.38
Quantity of Emission (Nm ³ /hr)	-	149000

TEST RESULT				
S.N.	Parameter	Test Method	Results (mg/Nm ³)	Mixed Fuel Limits (in mg/Nm ³)
1.	Particulate Matters (as PM)	IS:-11255 (PART:-1)	4.6	43
2.	Oxide of Nitrogen (as NO _x)	IS:-11255(PART:-7)	40.2	334
3.	Oxides of Sulphur (as SO ₂)	IS:-11255 (PART:-2)	29.8	719
3.	Carbon Monoxide (as CO)	IS:-13270	4.3	142
5.	Nickel & Vanadium (as Ni & V)	USEPA Method 29 By AAS	BDL	5

CHECKED BY

AUTHORIZED SIGNATORY



**TEST REPORT**

Test Report of	Report Code	Date of Issue
Stack Emission	ST-04072024-31	04/07/2024

SAMPLING & ANALYSIS DATA

Description	-	Stack Emission Monitoring conducted by our team.
Date of Sampling	-	03/06/2024
Name & Address of the Industry	-	M/s HPCL-Mittal Energy Limited, Village-Phullokhar, Taluka – Talwandi Saboo, Distt. Bhatinda (Punjab) India
Emission Source Monitored	-	HRSG-1
Stack Identification	-	Stack attached to HRSG-1
Normal Operating Schedule	-	As per requirement
Type of Stack (ACC/Metal)	-	Mild Steel
Stack Height From Ground Level (meter)	-	35
Diameter of Stack (m)	-	3.5
Sampling Duration (Minutes)	-	23
Parameters Monitored	-	PM, NO _x , SO ₂ , CO, Ni & V
Purpose of Monitoring	-	Assessment of Pollution load
General Sensory Observations	-	Normal
Fugitive Emission (if any)	-	Nil
Stack Temperature (°C)	-	180
Ambient Temperature (°C)	-	34
Average Stack Velocity (m/s)	-	15.33
Quantity of Emission (Nm ³ /hr.)	-	495000

TEST RESULT				
S.N.	Parameter	Test Method	Results (mg/Nm ³)	Mixed Fuel Limits (in mg/Nm ³)
1.	Particulate Matters (as PM)	IS:-11255 (PART:-1)	3.3	44
2.	Oxide of Nitrogen (as NO _x)	IS:-11255(PART:-7)	245.1	335
3.	Oxides of Sulphur (as SO ₂)	IS:-11255 (PART:-2)	12.8	730
3.	Carbon Monoxide (as CO)	IS:-13270	11.2	143
5.	Nickel & Vanadium (as Ni & V)	USEPA Method 29 By AAS	BDL	5

CHECKED BY
AUTHORIZED SIGNATORY

**TEST REPORT**

Test Report of	Report Code	Date of Issue
Stack Emission	ST-02082024-12	02/08/2024

SAMPLING & ANALYSIS DATA

Description	-	Stack Emission Monitoring conducted by our team.
Date of Sampling	-	31/07/2024
Name & Address of the Industry	-	M/s HPCL-Mittal Energy Limited, Village-Phullokhari, Taluka – Talwandi Saboo, Distt. Bhatinda (Punjab) India
Emission Source Monitored	-	SRU-524
Stack Identification	-	Stack attached to SRU-524
Normal Operating Schedule	-	As per requirement
Type of Stack (ACC/Metal)	-	Mild Steel
Stack Height From Ground Level (meter)	-	100.0
Diameter of Stack (m)	-	2.0
Sampling Duration (Minutes)	-	26
Parameters Monitored	-	NO _x , SO ₂ , CO, H ₂ S
Purpose of Monitoring	-	Assessment of Pollution load
General Sensory Observations	-	Normal
Fugitive Emission (if any)	-	Nil
Stack Temperature (°C)	-	290
Ambient Temperature (°C)	-	37
Average Stack Velocity (m/s)	-	17.02
Quantity of Emission (Nm ³ /hr)	-	11000

TEST RESULT

S.N.	Parameter	Test Method	Results (mg/Nm ³)	Limits for 100 % Fuel Gas(mg/Nm ³)
1.	Oxide of Nitrogen (as NO _x)	IS:-11255(PART:-7)	40.1	250
2.	Oxides of Sulphur (as SO ₂)	IS:-11255 (PART:-2)	986.7	NA
3.	Carbon Monoxide (as CO)	IS:-13270	13.1	100
4.	Hydrogen Sulphide (as H ₂ S)	IS:-11255 (PART:-4)	2.2	10

CHECKED BY**AUTHORIZED SIGNATORY**

**TEST REPORT**


Test Report of	Report Code	Date of Issue
Stack Emission	ST-02082024-13	02/08/2024

SAMPLING & ANALYSIS DATA

Description	-	Stack Emission Monitoring conducted by our team.
Date of Sampling	-	31/07/2024
Name & Address of the Industry	-	M/s HPCL-Mittal Energy Limited, Village-Phullokhar, Taluka – Talwandi Saboo, Distt. Bhatinda (Punjab) India
Emission Source Monitored	-	SRU-525
Stack Identification	-	Stack attached to SRU-525
Normal Operating Schedule	-	As per requirement
Type of Stack (ACC/Metal)	-	Mild Steel
Stack Height From Ground Level (meter)	-	100.0
Diameter of Stack (m)	-	2.0
Sampling Duration (Minutes)	-	26
Parameters Monitored	-	NO _x , SO ₂ , CO, H ₂ S
Purpose of Monitoring	-	Assessment of Pollution load
General Sensory Observations	-	Normal
Fugitive Emission (if any)	-	Nil
Stack Temperature (°C)	-	305
Ambient Temperature (°C)	-	37
Average Stack Velocity (m/s)	-	17.33
Quantity of Emission (Nm ³ /hr)	-	12000

TEST RESULT

S.N.	Parameter	Test Method	Results (mg/Nm ³)	Limits for 100 % Fuel Gas(mg/Nm ³)
1.	Oxide of Nitrogen (as NO _x)	IS:-11255(PART:-7)	54.1	250
2.	Oxides of Sulphur (as SO ₂)	IS:-11255 (PART:-2)	726.3	NA
3.	Carbon Monoxide (as CO)	IS:-13270	26.7	100
4.	Hydrogen Sulphide (as H ₂ S)	IS:-11255 (PART:-4)	3.1	10

CHECKED BY**AUTHORIZED SIGNATORY**

**TEST REPORT**

Test Report of	Report Code	Date of Issue
Stack Emission	ST-040924-27	04/09/2024

SAMPLING & ANALYSIS DATA

Description	-	Stack Emission Monitoring conducted by our team.
Date of Sampling	-	08/08/2024
Name & Address of the Industry	-	M/s HPCL-Mittal Energy Limited, Village-Phullokhari, Taluka – Talwandi Saboo, Distt. Bhatinda (Punjab) India
Emission Source Monitored	-	HGU-1
Stack Identification	-	Stack attached to HGU-1
Normal Operating Schedule	-	As per requirement
Type of Stack (ACC/Metal)	-	Mild Steel
Stack Height From Ground Level (meter)	-	70
Diameter of Stack (m)	-	2.6
Sampling Duration (Minutes)	-	25
Parameters Monitored	-	PM, NO _x , SO ₂ , CO, Ni & V
Purpose of Monitoring	-	Assessment of Pollution load
General Sensory Observations	-	Normal
Fugitive Emission (if any)	-	Nil
Stack Temperature (°C)	-	175
Ambient Temperature (°C)	-	32
Average Stack Velocity (m/s)	-	14.16
Quantity of Emission (Nm ³ /hr.)	-	90000

TEST RESULT

S.N.	Parameter	Test Method	Results (mg/Nm ³)	Mixed Fuel Limits (in mg/Nm ³)
1.	Particulate Matters (as PM)	IS:-11255 (PART:-1)	13.4	42
2.	Oxide of Nitrogen (as NO _x)	IS:-11255(PART:-7)	10.8	330
3.	Oxides of Sulphur (as SO ₂)	IS:-11255 (PART:-2)	4.5	693
3.	Carbon Monoxide (as CO)	IS:-13270	2.1	140
5.	Nickel & Vanadium (as Ni & V)	USEPA Method 29 By AAS	BDL	5

CHECKED BY

AUTHORIZED SIGNATORY





Test Report of	Report Code	Date of Issue
Stack Emission	ST-040924-28	04/09/2024

SAMPLING & ANALYSIS DATA

Description	-	Stack Emission Monitoring conducted by our team.
Date of Sampling	-	08/08/2024
Name & Address of the Industry	-	M/s HPCL-Mittal Energy Limited, Village- Phullokhar, Taluka – Talwandi Saboo, Distt. Bhatinda (Punjab) India
Emission Source Monitored	-	HGU-2
Stack Identification	-	Stack attached to HGU-2
Normal Operating Schedule	-	As per requirement
Type of Stack (ACC/Metal)	-	Mild Steel
Stack Height From Ground Level (meter)	-	70
Diameter of Stack (m)	-	2.6
Sampling Duration (Minutes)	-	24
Parameters Monitored	-	PM, NO _x , SO ₂ , CO, Ni & V
Purpose of Monitoring	-	Assessment of Pollution load
General Sensory Observations	-	Normal
Fugitive Emission (if any)	-	Nil
Stack Temperature (°C)	-	180
Ambient Temperature (°C)	-	33
Average Stack Velocity (m/s)	-	14.83
Quantity of Emission (Nm ³ /hr.)	-	85500

TEST RESULT

S.N.	Parameter	Test Method	Results (mg/Nm ³)	Mixed Fuel Limits (in mg/Nm ³)
1.	Particulate Matters (as PM)	IS:-11255 (PART:-1)	6.1	38
2.	Oxide of Nitrogen (as NO _x)	IS:-11255(PART:-7)	14.9	320
3.	Oxides of Sulphur (as SO ₂)	IS:-11255 (PART:-2)	2.7	636
3.	Carbon Monoxide (as CO)	IS:-13270	3.9	137
5.	Nickel & Vanadium (as Ni & V)	USEPA Method 29 By AAS	BDL	5

CHECKED BY

AUTHORIZED SIGNATORY



**TEST REPORT**

Test Report of	Report Code	Date of Issue
Stack Emission	ST-040924-29	04/09/2024

SAMPLING & ANALYSIS DATA

Description	-	Stack Emission Monitoring conducted by our team.
Date of Sampling	-	08/08/2024
Name & Address of the Industry	-	M/s HPCL-Mittal Energy Limited, Village-Phullokhar, Taluka – Talwandi Saboo, Distt. Bhatinda (Punjab) India
Emission Source Monitored	-	Naphtha Super Heater
Stack Identification	-	Stack attached to Naphtha Super Heater
Normal Operating Schedule	-	As per requirement
Type of Stack (ACC/Metal)	-	Mild Steel
Stack Height From Ground Level (meter)	-	30
Diameter of Stack (m)	-	1.2
Sampling Duration (Minutes)	-	37
Parameters Monitored	-	PM, NO _x , SO ₂ , CO, Ni & V
Purpose of Monitoring	-	Assessment of Pollution load
General Sensory Observations	-	Normal
Fugitive Emission (if any)	-	Nil
Stack Temperature (°C)	-	260
Ambient Temperature (°C)	-	33
Average Stack Velocity (m/s)	-	11.55
Quantity of Emission (Nm ³ /hr)	-	14300

TEST RESULT				
S.N.	Parameter	Test Method	Results (mg/Nm ³)	Mixed Fuel Limits (in mg/Nm ³)
1.	Particulate Matters (as PM)	IS:-11255 (PART:-1)	12.6	41
2.	Oxide of Nitrogen (as NO _x)	IS:-11255(PART:-7)	28.4	329
3.	Oxides of Sulphur (as SO ₂)	IS:-11255 (PART:-2)	16.1	679
3.	Carbon Monoxide (as CO)	IS:-13270	5.8	139
5.	Nickel & Vanadium (as Ni & V)	USEPA Method 29 By AAS	BDL	5

CHECKED BY

AUTHORIZED SIGNATORY



**TEST REPORT**

Test Report of	Report Code	Date of Issue
Stack Emission	ST-040924-30	04/09/2024

SAMPLING & ANALYSIS DATA

Description	-	Stack Emission Monitoring conducted by our team.
Date of Sampling	-	02/08/2024
Name & Address of the Industry	-	M/s HPCL-Mittal Energy Limited, Village-Phullokhari, Taluka – Talwandi Saboo, Distt. Bhatinda (Punjab) India
Emission Source Monitored	-	UB-1
Stack Identification	-	Stack attached to UB-2
Normal Operating Schedule	-	As per requirement
Type of Stack (ACC/Metal)	-	Mild Steel
Stack Height From Ground Level (meter)	-	100
Diameter of Stack (m)	-	3.1
Sampling Duration (Minutes)	-	23
Parameters Monitored	-	PM, NO _x , SO ₂ , CO, Ni & V
Purpose of Monitoring	-	Assessment of Pollution load
General Sensory Observations	-	Normal
Fugitive Emission (if any)	-	Nil
Stack Temperature (°C)	-	129
Ambient Temperature (°C)	-	36
Average Stack Velocity (m/s)	-	13.80
Quantity of Emission (Nm ³ /hr)	-	210000

TEST RESULT

S.N.	Parameter	Test Method	Results (mg/Nm ³)	Mixed Fuel Limits (in mg/Nm ³)
1.	Particulate Matters (as PM)	IS:-11255 (PART:-1)	3.5	44
2.	Oxide of Nitrogen (as NO _x)	IS:-11255(PART:-7)	141.9	335
3.	Oxides of Sulphur (as SO ₂)	IS:-11255 (PART:-2)	135.4	730
3.	Carbon Monoxide (as CO)	IS:-13270	5.5	143
5.	Nickel & Vanadium (as Ni & V)	USEPA Method 29 By AAS	BDL	5

CHECKED BY**AUTHORIZED SIGNATORY**



Test Report of	Report Code	Date of Issue
Stack Emission	ST-040924-31	04/09/2024

SAMPLING & ANALYSIS DATA

Description	-	Stack Emission Monitoring conducted by our team.
Date of Sampling	-	02/08/2024
Name & Address of the Industry	-	M/s HPCL-Mittal Energy Limited, Village-Phullokhari, Taluka – Talwandi Saboo, Distt. Bhatinda (Punjab) India
Emission Source Monitored	-	UB-3
Stack Identification	-	Stack attached to UB-3
Normal Operating Schedule	-	As per requirement
Type of Stack (ACC/Metal)	-	Mild Steel
Stack Height From Ground Level (meter)	-	100
Diameter of Stack (m)	-	3.1
Sampling Duration (Minutes)	-	24
Parameters Monitored	-	PM, NO _x , SO ₂ , CO, Ni & V
Purpose of Monitoring	-	Assessment of Pollution load
General Sensory Observations	-	Normal
Fugitive Emission (if any)	-	Nil
Stack Temperature (°C)	-	132
Ambient Temperature (°C)	-	36
Average Stack Velocity (m/s)	-	13.36
Quantity of Emission (Nm ³ /hr)	-	260000

TEST RESULT

S.N.	Parameter	Test Method	Results (mg/Nm ³)	Mixed Fuel Limits (in mg/Nm ³)
1.	Particulate Matters (as PM)	IS:-11255 (PART:-1)	3.3	44
2.	Oxide of Nitrogen (as NO _x)	IS:-11255(PART:-7)	132.7	335
3.	Oxides of Sulphur (as SO ₂)	IS:-11255 (PART:-2)	125.2	730
3.	Carbon Monoxide (as CO)	IS:-13270	4.1	143
5.	Nickel & Vanadium (as Ni & V)	USEPA Method 29 By AAS	BDL	5

CHECKED BY**AUTHORIZED SIGNATORY**

**TEST REPORT**

Test Report of	Report Code	Date of Issue
Stack Emission	ST-040924-32	04/09/2024

SAMPLING & ANALYSIS DATA

Description	-	Stack Emission Monitoring conducted by our team.
Date of Sampling	-	09/08/2024
Name & Address of the Industry	-	M/s HPCL-Mittal Energy Limited, Village-Phullokhari , Taluka – Talwandi Saboo, Distt. Bhatinda (Punjab) India
Emission Source Monitored	-	UB-5
Stack Identification	-	Stack attached to UB-5
Normal Operating Schedule	-	As per requirement
Type of Stack (ACC/Metal)	-	Mild Steel
Stack Height From Ground Level (meter)	-	130
Diameter of Stack (m)	-	3.25
Sampling Duration (Minutes)	-	27
Parameters Monitored	-	PM, NO _x , SO ₂
Purpose of Monitoring	-	Assessment of Pollution load
General Sensory Observations	-	Normal
Fugitive Emission (if any)	-	Nil
Stack Temperature (°C)	-	138
Ambient Temperature (°C)	-	42
Average Stack Velocity (m/s)	-	14.89
Quantity of Emission (Nm ³ /hr)	-	880000

TEST RESULT

S.N.	Parameter	Test Method	Results (mg/Nm ³)	Pet Cock Limits (in mg/Nm ³)
1.	Particulate Matters (as PM)	IS:-11255 (PART:-1)	24.9	150
2.	Oxide of Nitrogen (as NO _x)	IS:-11255(PART:-7)	125.1	300
3.	Oxides of Sulphur (as SO ₂)	IS:-11255 (PART:-2)	256.7	400

CHECKED BY 

AUTHORIZED SIGNATORY



**TEST REPORT**

Test Report of	Report Code	Date of Issue
Stack Emission	ST-040924-33	04/09/2024

SAMPLING & ANALYSIS DATA

Description	-	Stack Emission Monitoring conducted by our team.
Date of Sampling	-	09/08/2024
Name & Address of the Industry	-	M/s HPCL-Mittal Energy Limited, Village-Phullokhar, Taluka – Talwandi Saboo, Distt. Bhatinda (Punjab) India
Emission Source Monitored	-	UB-6
Stack Identification	-	Stack attached to UB-6
Normal Operating Schedule	-	As per requirement
Type of Stack (ACC/Metal)	-	Mild Steel
Stack Height From Ground Level (meter)	-	130
Diameter of Stack (m)	-	3.25
Sampling Duration (Minutes)	-	22
Parameters Monitored	-	PM, NO _x , SO ₂
Purpose of Monitoring	-	Assessment of Pollution load
General Sensory Observations	-	Normal
Fugitive Emission (if any)	-	Nil
Stack Temperature (°C)	-	140
Ambient Temperature (°C)	-	43
Average Stack Velocity (m/s)	-	15.11
Quantity of Emission (Nm ³ /hr.)	-	895000

TEST RESULT				
S.N.	Parameter	Test Method	Results (mg/Nm ³)	Pet Cock Limits (in mg/Nm ³)
1.	Particulate Matters (as PM)	IS:-11255 (PART:-1)	21.7	150
2.	Oxide of Nitrogen (as NO _x)	IS:-11255(PART:-7)	118.5	300
3.	Oxides of Sulphur (as SO ₂)	IS:-11255 (PART:-2)	223.8	400

CHECKED BY**AUTHORIZED SIGNATORY**

**TEST REPORT**

Test Report of	Report Code	Date of Issue
Stack Emission	ST-040924-34	04/09/2024

SAMPLING & ANALYSIS DATA

Description	-	Stack Emission Monitoring conducted by our team.
Date of Sampling	-	05/08/2024
Name & Address of the Industry	-	M/s HPCL-Mittal Energy Limited, Village-Phullokhar, Taluka – Talwandi Saboo, Distt. Bhatinda (Punjab) India
Emission Source Monitored	-	VGO Heater
Stack Identification	-	Stack attached to VGO Heater
Normal Operating Schedule	-	As per requirement
Type of Stack (ACC/Metal)	-	Mild Steel
Stack Height From Ground Level (meter)	-	65
Diameter of Stack (m)	-	2.25
Sampling Duration (Minutes)	-	30
Parameters Monitored	-	PM, NO _x , SO ₂ , CO, Ni & V
Purpose of Monitoring	-	Assessment of Pollution load
General Sensory Observations	-	Normal
Fugitive Emission (if any)	-	Nil
Stack Temperature (°C)	-	190
Ambient Temperature (°C)	-	37
Average Stack Velocity (m/s)	-	12.22
Quantity of Emission (Nm ³ /hr.)	-	92000

TEST RESULT				
S.N.	Parameter	Test Method	Results (mg/Nm ³)	Mixed Fuel Limits (in mg/Nm ³)
1.	Particulate Matters (as PM)	IS:-11255 (PART:-1)	11.6	41
2.	Oxide of Nitrogen (as NO _x)	IS:-11255(PART:-7)	89.3	328
3.	Oxides of Sulphur (as SO ₂)	IS:-11255 (PART:-2)	36.1	676
3.	Carbon Monoxide (as CO)	IS:-13270	9.8	139
5.	Nickel & Vanadium (as Ni & V)	USEPA Method 29 By AAS	BDL	5

CHECKED BY 

AUTHORIZED SIGNATORY



**TEST REPORT**

Test Report of	Report Code	Date of Issue
Stack Emission	ST-040924-35	04/09/2024

SAMPLING & ANALYSIS DATA

Description	-	Stack Emission Monitoring conducted by our team.
Date of Sampling	-	05/08/2024
Name & Address of the Industry	-	M/s HPCL-Mittal Energy Limited, Village-Phullokhar, Taluka – Talwandi Saboo, Distt. Bhatinda (Punjab) India
Emission Source Monitored	-	DHDT-1
Stack Identification	-	Stack attached to DHDT-1
Normal Operating Schedule	-	As per requirement
Type of Stack (ACC/Metal)	-	Mild Steel
Stack Height From Ground Level (meter)	-	75
Diameter of Stack (m)	-	2.25
Sampling Duration (Minutes)	-	31
Parameters Monitored	-	PM, NO _x , SO ₂ , CO, Ni & V
Purpose of Monitoring	-	Assessment of Pollution load
General Sensory Observations	-	Normal
Fugitive Emission (if any)	-	Nil
Stack Temperature (°C)	-	180
Ambient Temperature (°C)	-	36
Average Stack Velocity (m/s)	-	11.13
Quantity of Emission (Nm ³ /hr)	-	56000

TEST RESULT

S.N.	Parameter	Test Method	Results (mg/Nm ³)	Mixed Fuel Limits (in mg/Nm ³)
1.	Particulate Matters (as PM)	IS:-11255 (PART:-1)	11.9	40
2.	Oxide of Nitrogen (as NO _x)	IS:-11255(PART:-7)	78.1	327
3.	Oxides of Sulphur (as SO ₂)	IS:-11255 (PART:-2)	50.7	666
3.	Carbon Monoxide (as CO)	IS:-13270	10.2	138
5.	Nickel & Vanadium (as Ni & V)	USEPA Method 29 By AAS	BDL	5

CHECKED BY

AUTHORIZED SIGNATORY



**TEST REPORT**

Test Report of	Report Code	Date of Issue
Stack Emission	ST-040924-36	04/09/2024

SAMPLING & ANALYSIS DATA

Description	-	Stack Emission Monitoring conducted by our team.
Date of Sampling	-	07/08/2024
Name & Address of the Industry	-	M/s HPCL-Mittal Energy Limited, Village-Phullokhar, Taluka – Talwandi Saboo, Distt. Bhatinda (Punjab) India
Emission Source Monitored	-	DHDT-2
Stack Identification	-	Stack attached to DHDT-2
Normal Operating Schedule	-	As per requirement
Type of Stack (ACC/Metal)	-	Mild Steel
Stack Height From Ground Level (meter)	-	60
Diameter of Stack (m)	-	1.46
Sampling Duration (Minutes)	-	34
Parameters Monitored	-	PM, NO _x , SO ₂ , CO
Purpose of Monitoring	-	Assessment of Pollution load
General Sensory Observations	-	Normal
Fugitive Emission (if any)	-	Nil
Stack Temperature (°C)	-	185
Ambient Temperature (°C)	-	29
Average Stack Velocity (m/s)	-	10.36
Quantity of Emission (Nm ³ /hr)	-	11500

TEST RESULT

S.N.	Parameter	Test Method	Results (mg/Nm ³)	Limits for 100 % Fuel Gas (mg/Nm ³)
1.	Particulate Matters (as PM)	IS:-11255 (PART:-1)	1.8	5
2.	Oxide of Nitrogen (as NO _x)	IS:-11255(PART:-7)	20.7	250
3.	Oxides of Sulphur (as SO ₂)	IS:-11255 (PART:-2)	8.3	50
4.	Carbon Monoxide (as CO)	IS:-13270	7.1	100

CHECKED BY**AUTHORIZED SIGNATORY**

**TEST REPORT**

Test Report of	Report Code	Date of Issue
Stack Emission	ST-040924-37	04/09/2024

SAMPLING & ANALYSIS DATA

Description	-	Stack Emission Monitoring conducted by our team.
Date of Sampling	-	05/08/2024
Name & Address of the Industry	-	M/s HPCL-Mittal Energy Limited, Village-Phullokhar, Taluka – Talwandi Saboo, Distt. Bhatinda (Punjab) India
Emission Source Monitored	-	CDU/VDU
Stack Identification	-	Stack attached to CDU/VDU
Normal Operating Schedule	-	As per requirement
Type of Stack (ACC/Metal)	-	Mild Steel
Stack Height From Ground Level (meter)	-	85
Diameter of Stack (m)	-	4.3
Sampling Duration (Minutes)	-	24
Parameters Monitored	-	PM,NO _x , SO ₂ , CO,Ni& V
Purpose of Monitoring	-	Assessment of Pollution load
General Sensory Observations	-	Normal
Fugitive Emission (if any)	-	Nil
Stack Temperature (°C)	-	168
Ambient Temperature (°C)	-	33
Average Stack Velocity (m/s)	-	14.29
Quantity of Emission (Nm ³ /hr)	-	185000

TEST RESULT

S.N.	Parameter	Test Method	Results (mg/Nm ³)	Mixed Fuel Limits (in mg/Nm ³)
1.	Particulate Matters (as PM)	IS:-11255 (PART:-1)	13.7	40
2.	Oxide of Nitrogen (as NO _x)	IS:-11255(PART:-7)	28.1	326
3.	Oxides of Sulphur (as SO ₂)	IS:-11255 (PART:-2)	105.3	659
3.	Carbon Monoxide (as CO)	IS:-13270	14.8	138
5.	Nickel & Vanadium (as Ni & V)	USEPA Method 29 By AAS	BDL	5

CHECKED BY**AUTHORIZED SIGNATORY**

**TEST REPORT**

Test Report of	Report Code	Date of Issue
Stack Emission	ST-040924-38	04/09/2024

SAMPLING & ANALYSIS DATA

Description	-	Stack Emission Monitoring conducted by our team.
Date of Sampling	-	05/08/2024
Name & Address of the Industry	-	M/s HPCL-Mittal Energy Limited, Village-Phullokhar, Taluka – Talwandi Saboo, Distt. Bhatinda (Punjab) India
Emission Source Monitored	-	BBU
Stack Identification	-	Stack attached to BBU
Normal Operating Schedule	-	As per requirement
Type of Stack (ACC/Metal)	-	Mild Steel
Stack Height From Ground Level (meter)	-	60
Diameter of Stack (m)	-	2.0
Sampling Duration (Minutes)	-	27
Parameters Monitored	-	PM, NO _x , SO ₂ , CO,
Purpose of Monitoring	-	Assessment of Pollution load
General Sensory Observations	-	Normal
Fugitive Emission (if any)	-	Nil
Stack Temperature (°C)	-	150
Ambient Temperature (°C)	-	37
Average Stack Velocity (m/s)	-	12.12
Quantity of Emission (Nm ³ /hr)	-	580000

TEST RESULT

S.N.	Parameter	Test Method	Results (mg/Nm ³)	Limits for 100 % Fuel Gas (mg/Nm ³)
1.	Particulate Matters (as PM)	IS:-11255 (PART:-1)	1.6	5
2.	Oxide of Nitrogen (as NO _x)	IS:-11255(PART:-7)	18.3	250
3.	Oxides of Sulphur (as SO ₂)	IS:-11255 (PART:-2)	26.7	50
4.	Carbon Monoxide (as CO)	IS:-13270	17.9	100

CHECKED BY**AUTHORIZED SIGNATORY**

**TEST REPORT**

Test Report of	Report Code	Date of Issue
Stack Emission	ST-040924-39	04/09/2024

SAMPLING & ANALYSIS DATA

Description	-	Stack Emission Monitoring conducted by our team.
Date of Sampling	-	14/08/2024
Name & Address of the Industry	-	M/s HPCL-Mittal Energy Limited, Village-Phullokhar, Taluka – Talwandi Saboo, Distt. Bhatinda (Punjab) India
Emission Source Monitored	-	FCCU Heater
Stack Identification	-	Stack attached to FCCU Heater
Normal Operating Schedule	-	As per requirement
Type of Stack (ACC/Metal)	-	Mild Steel
Stack Height From Ground Level (meter)	-	80
Diameter of Stack (m)	-	1.75
Sampling Duration (Minutes)	-	41
Parameters Monitored	-	PM, NO _x , SO ₂ , CO, Ni & V
Purpose of Monitoring	-	Assessment of Pollution load
General Sensory Observations	-	Normal
Fugitive Emission (if any)	-	Nil
Stack Temperature (°C)	-	210
Ambient Temperature (°C)	-	33
Average Stack Velocity (m/s)	-	9.23
Quantity of Emission (Nm ³ /hr.)	-	14000

TEST RESULT				
S.N.	Parameter	Test Method	Results (mg/Nm ³)	Mixed Fuel Limits (in mg/Nm ³)
1.	Particulate Matters (as PM)	IS:-11255 (PART:-1)	4.9	41
2.	Oxide of Nitrogen (as NO _x)	IS:-11255(PART:-7)	57.1	328
3.	Oxides of Sulphur (as SO ₂)	IS:-11255 (PART:-2)	34.5	678
3.	Carbon Monoxide (as CO)	IS:-13270	16.3	139
5.	Nickel & Vanadium (as Ni & V)	USEPA Method 29 By AAS	BDL	5

CHECKED BY

AUTHORIZED SIGNATORY



**TEST REPORT**

Test Report of	Report Code	Date of Issue
Stack Emission	ST-040924-40	04/09/2024

SAMPLING & ANALYSIS DATA

Description	- Stack Emission Monitoring conducted by our team.
Date of Sampling	- 14/08/2024
Name & Address of the Industry	- M/s HPCL-Mittal Energy Limited, Village-Phullokhari , Taluka – Talwandi Saboo, Distt. Bhatinda (Punjab) India
Emission Source Monitored	- FCCU Regenerator
Stack Identification	- Stack attached to FCCU Regenerator
Normal Operating Schedule	- As per requirement
Type of Stack (ACC/Metal)	- Mild Steel
Stack Height From Ground Level (meter)	- 42
Diameter of Stack (m)	- 3.3
Sampling Duration (Minutes)	- 23
Parameters Monitored	- PM, NO _x , SO ₂ , CO, Ni & V
Purpose of Monitoring	- Assessment of Pollution load
General Sensory Observations	- Normal
Fugitive Emission (if any)	- Nil
Stack Temperature (°C)	- 220
Ambient Temperature (°C)	- 35
Average Stack Velocity (m/s)	- 16.63
Quantity of Emission (Nm ³ /hr)	- 285000

TEST RESULT				
S.N.	Parameter	Test Method	Results (mg/Nm ³)	Mixed Fuel Limits (in mg/Nm ³)
1.	Particulate Matters (as PM)	IS:-11255 (PART:-1)	11.3	50
2.	Oxide of Nitrogen (as NO _x)	IS:-11255(PART:-7)	34.7	350
3.	Oxides of Sulphur (as SO ₂)	IS:-11255 (PART:-2)	22.2	500
3.	Carbon Monoxide (as CO)	IS:-13270	9.6	300
5.	Nickel & Vanadium (as Ni & V)	USEPA Method 29 By AAS	BDL	2

CHECKED BY**AUTHORIZED SIGNATORY**

**TEST REPORT**

Test Report of	Report Code	Date of Issue
Stack Emission	ST-040924-41	04/09/2024

SAMPLING & ANALYSIS DATA

Description	-	Stack Emission Monitoring conducted by our team.
Date of Sampling	-	06/08/2024
Name & Address of the Industry	-	M/s HPCL-Mittal Energy Limited, Village-Phullokhar, Taluka – Talwandi Saboo, Distt. Bhatinda (Punjab) India
Emission Source Monitored	-	SRU-524
Stack Identification	-	Stack attached to SRU-524
Normal Operating Schedule	-	As per requirement
Type of Stack (ACC/Metal)	-	Mild Steel
Stack Height From Ground Level (meter)	-	100.0
Diameter of Stack (m)	-	2.0
Sampling Duration (Minutes)	-	27
Parameters Monitored	-	NO _x , SO ₂ , CO, H ₂ S
Purpose of Monitoring	-	Assessment of Pollution load
General Sensory Observations	-	Normal
Fugitive Emission (if any)	-	Nil
Stack Temperature (°C)	-	295
Ambient Temperature (°C)	-	37
Average Stack Velocity (m/s)	-	16.48
Quantity of Emission (Nm ³ /hr)	-	10500

TEST RESULT

S.N.	Parameter	Test Method	Results (mg/Nm ³)	Limits for 100 % Fuel Gas(mg/Nm ³)
1.	Oxide of Nitrogen (as NO _x)	IS:-11255(PART:-7)	42.8	250
2.	Oxides of Sulphur (as SO ₂)	IS:-11255 (PART:-2)	1046.1	NA
3.	Carbon Monoxide (as CO)	IS:-13270	15.3	100
4.	Hydrogen Sulphide (as H ₂ S)	IS:-11255 (PART:-4)	3.1	10

CHECKED BY**AUTHORIZED SIGNATORY**

**TEST REPORT**

Test Report of	Report Code	Date of Issue
Stack Emission	ST-040924-42	04/09/2024

SAMPLING & ANALYSIS DATA

Description	-	Stack Emission Monitoring conducted by our team.
Date of Sampling	-	06/08/2024
Name & Address of the Industry	-	M/s HPCL-Mittal Energy Limited, Village-Phullokhari , Taluka – Talwandi Saboo, Distt. Bhatinda (Punjab) India
Emission Source Monitored	-	SRU-525
Stack Identification	-	Stack attached to SRU-525
Normal Operating Schedule	-	As per requirement
Type of Stack (ACC/Metal)	-	Mild Steel
Stack Height From Ground Level (meter)	-	100.0
Diameter of Stack (m)	-	2.0
Sampling Duration (Minutes)	-	27
Parameters Monitored	-	NO _x , SO ₂ , CO, H ₂ S
Purpose of Monitoring	-	Assessment of Pollution load
General Sensory Observations	-	Normal
Fugitive Emission (if any)	-	Nil
Stack Temperature (°C)	-	315
Ambient Temperature (°C)	-	37
Average Stack Velocity (m/s)	-	17.10
Quantity of Emission (Nm ³ /hr)	-	12000

TEST RESULT				
S.N.	Parameter	Test Method	Results (mg/Nm ³)	Limits for 100 % Fuel Gas(mg/Nm ³)
1.	Oxide of Nitrogen (as NO _x)	IS:-11255(PART:-7)	81.7	250
2.	Oxides of Sulphur (as SO ₂)	IS:-11255 (PART:-2)	986.1	NA
3.	Carbon Monoxide (as CO)	IS:-13270	37.5	100
4.	Hydrogen Sulphide (as H ₂ S)	IS:-11255 (PART:-4)	6.4	10

CHECKED BY 

AUTHORIZED SIGNATORY



**TEST REPORT**

Test Report of	Report Code	Date of Issue
Stack Emission	ST-040924-43	04/09/2024

SAMPLING & ANALYSIS DATA

Description	-	Stack Emission Monitoring conducted by our team.
Date of Sampling	-	01/08/2024
Name & Address of the Industry	-	M/s HPCL-Mittal Energy Limited, Village-Phullokhari, Taluka – Talwandi Saboo, Distt. Bhatinda (Punjab) India
Emission Source Monitored	-	NHT Reactor
Stack Identification	-	Stack attached to NHT Reactor
Normal Operating Schedule	-	As per requirement
Type of Stack (ACC/Metal)	-	Mild Steel
Stack Height From Ground Level (meter)	-	50
Diameter of Stack (m)	-	1.2
Sampling Duration (Minutes)	-	43
Parameters Monitored	-	PM, NO _x , SO ₂ , CO, Ni & V
Purpose of Monitoring	-	Assessment of Pollution load
General Sensory Observations	-	Normal
Fugitive Emission (if any)	-	Nil
Stack Temperature (°C)	-	330
Ambient Temperature (°C)	-	38
Average Stack Velocity (m/s)	-	11.11
Quantity of Emission (Nm ³ /hr)	-	10500

TEST RESULT				
S.N.	Parameter	Test Method	Results (mg/Nm ³)	Mixed Fuel Limits (in mg/Nm ³)
1.	Particulate Matters (as PM)	IS:-11255 (PART:-1)	9.6	39
2.	Oxide of Nitrogen (as NO _x)	IS:-11255(PART:-7)	26.2	324
3.	Oxides of Sulphur (as SO ₂)	IS:-11255 (PART:-2)	20.8	645
3.	Carbon Monoxide (as CO)	IS:-13270	2.3	137
5.	Nickel & Vanadium (as Ni & V)	USEPA Method 29 By AAS	BDL	5

CHECKED BY

AUTHORIZED SIGNATORY



**TEST REPORT**

Test Report of	Report Code	Date of Issue
Stack Emission	ST-040924-44	04/09/2024

SAMPLING & ANALYSIS DATA

Description	-	Stack Emission Monitoring conducted by our team.
Date of Sampling	-	01/08/2024
Name & Address of the Industry	-	M/s HPCL-Mittal Energy Limited, Village-Phullokhari, Taluka – Talwandi Saboo, Distt. Bhatinda (Punjab) India
Emission Source Monitored	-	CCR Heater
Stack Identification	-	Stack attached to CCR Heater
Normal Operating Schedule	-	As per requirement
Type of Stack (ACC/Metal)	-	Mild Steel
Stack Height From Ground Level (meter)	-	68
Diameter of Stack (m)	-	2.5
Sampling Duration (Minutes)	-	36
Parameters Monitored	-	PM, NO _x , SO ₂ , CO, Ni & V
Purpose of Monitoring	-	Assessment of Pollution load
General Sensory Observations	-	Normal
Fugitive Emission (if any)	-	Nil
Stack Temperature (°C)	-	198
Ambient Temperature (°C)	-	37
Average Stack Velocity (m/s)	-	10.45
Quantity of Emission (Nm ³ /hr)	-	13500

TEST RESULT

S.N.	Parameter	Test Method	Results (mg/Nm ³)	Mixed Fuel Limits (in mg/Nm ³)
1.	Particulate Matters (as PM)	IS:-11255 (PART:-1)	22.3	40
2.	Oxide of Nitrogen (as NO _x)	IS:-11255(PART:-7)	85.9	326
3.	Oxides of Sulphur (as SO ₂)	IS:-11255 (PART:-2)	27.1	659
3.	Carbon Monoxide (as CO)	IS:-13270	13.9	138
5.	Nickel & Vanadium (as Ni & V)	USEPA Method 29 By AAS	BDL	5

CHECKED BY**AUTHORIZED SIGNATORY**

**TEST REPORT**

Test Report of	Report Code	Date of Issue
Stack Emission	ST-040924-45	04/09/2024

SAMPLING & ANALYSIS DATA

Description	-	Stack Emission Monitoring conducted by our team.
Date of Sampling	-	02/08/2024
Name & Address of the Industry	-	M/s HPCL-Mittal Energy Limited, Village-Phullokhar, Taluka – Talwandi Saboo, Distt. Bhatinda (Punjab) India
Emission Source Monitored	-	HRSG-2
Stack Identification	-	Stack attached to HRSG-2
Normal Operating Schedule	-	As per requirement
Type of Stack (ACC/Metal)	-	Mild Steel
Stack Height From Ground Level (meter)	-	35
Diameter of Stack (m)	-	3.5
Sampling Duration (Minutes)	-	31
Parameters Monitored	-	PM, NO _x , SO ₂ , CO, Ni & V
Purpose of Monitoring	-	Assessment of Pollution load
General Sensory Observations	-	Normal
Fugitive Emission (if any)	-	Nil
Stack Temperature (°C)	-	170
Ambient Temperature (°C)	-	32
Average Stack Velocity (m/s)	-	11.06
Quantity of Emission (Nm ³ /hr)	-	405000

TEST RESULT

S.N.	Parameter	Test Method	Results (mg/Nm ³)	Mixed Fuel Limits (in mg/Nm ³)
1.	Particulate Matters (as PM)	IS:-11255 (PART:-1)	7.5	44
2.	Oxide of Nitrogen (as NO _x)	IS:-11255(PART:-7)	186.1	335
3.	Oxides of Sulphur (as SO ₂)	IS:-11255 (PART:-2)	10.6	730
3.	Carbon Monoxide (as CO)	IS:-13270	8.8	143
5.	Nickel & Vanadium (as Ni & V)	USEPA Method 29 By AAS	BDL	5

CHECKED BY**AUTHORIZED SIGNATORY**

**TEST REPORT**

Test Report of	Report Code	Date of Issue
Stack Emission	ST-040924-46	04/09/2024

SAMPLING & ANALYSIS DATA

Description	-	Stack Emission Monitoring conducted by our team.
Date of Sampling	-	01/08/2024
Name & Address of the Industry	-	M/s HPCL-Mittal Energy Limited, Village-Phullokhari , Taluka – Talwandi Saboo, Distt. Bhatinda (Punjab) India
Emission Source Monitored	-	DCU
Stack Identification	-	Stack attached to DCU
Normal Operating Schedule	-	As per requirement
Type of Stack (ACC/Metal)	-	Mild Steel
Stack Height From Ground Level (meter)	-	65
Diameter of Stack (m)	-	3.15
Sampling Duration (Minutes)	-	30
Parameters Monitored	-	PM,NO _x , SO ₂ , CO, Ni& V
Purpose of Monitoring	-	Assessment of Pollution load
General Sensory Observations	-	Normal
Fugitive Emission (if any)	-	Nil
Stack Temperature (°C)	-	175
Ambient Temperature (°C)	-	33
Average Stack Velocity (m/s)	-	11.63
Quantity of Emission (Nm ³ /hr)	-	145000

TEST RESULT				
S.N.	Parameter	Test Method	Results (mg/Nm ³)	Mixed Fuel Limits (in mg/Nm ³)
1.	Particulate Matters (as PM)	IS:-11255 (PART:-1)	3.2	43
2.	Oxide of Nitrogen (as NO _x)	IS:-11255(PART:-7)	36.1	334
3.	Oxides of Sulphur (as SO ₂)	IS:-11255 (PART:-2)	24.9	719
3.	Carbon Monoxide (as CO)	IS:-13270	3.5	142
5.	Nickel & Vanadium (as Ni & V)	USEPA Method 29 By AAS	BDL	5

CHECKED BY

AUTHORIZED SIGNATORY



**TEST REPORT**

Test Report of	Report Code	Date of Issue
Stack Emission	ST-040924-47	04/09/2024

SAMPLING & ANALYSIS DATA

Description	-	Stack Emission Monitoring conducted by our team.
Date of Sampling	-	02/08/2024
Name & Address of the Industry	-	M/s HPCL-Mittal Energy Limited, Village-Phullokhar, Taluka – Talwandi Saboo, Distt. Bhatinda (Punjab) India
Emission Source Monitored	-	HRSG-1
Stack Identification	-	Stack attached to HRSG-1
Normal Operating Schedule	-	As per requirement
Type of Stack (ACC/Metal)	-	Mild Steel
Stack Height From Ground Level (meter)	-	35
Diameter of Stack (m)	-	3.5
Sampling Duration (Minutes)	-	31
Parameters Monitored	-	PM, NO _x , SO ₂ , CO, Ni & V
Purpose of Monitoring	-	Assessment of Pollution load
General Sensory Observations	-	Normal
Fugitive Emission (if any)	-	Nil
Stack Temperature (°C)	-	185
Ambient Temperature (°C)	-	32
Average Stack Velocity (m/s)	-	11.50
Quantity of Emission (Nm ³ /hr.)	-	515000

TEST RESULT				
S.N.	Parameter	Test Method	Results (mg/Nm ³)	Mixed Fuel Limits (in mg/Nm ³)
1.	Particulate Matters (as PM)	IS:-11255 (PART:-1)	4.9	44
2.	Oxide of Nitrogen (as NO _x)	IS:-11255(PART:-7)	267.1	335
3.	Oxides of Sulphur (as SO ₂)	IS:-11255 (PART:-2)	14.9	730
3.	Carbon Monoxide (as CO)	IS:-13270	13.1	143
5.	Nickel & Vanadium (as Ni & V)	USEPA Method 29 By AAS	BDL	5

CHECKED BY**AUTHORIZED SIGNATORY**

**TEST REPORT**

Test Report of	Report Code	Date of Issue
Stack Emission	ST-071024-13	07/10/2024

SAMPLING & ANALYSIS DATA

Description	-	Stack Emission Monitoring conducted by our team.
Date of Sampling	-	26/09/2024
Name & Address of the Industry	-	M/s HPCL-Mittal Energy Limited, Village-Phullokhar, Taluka – Talwandi Saboo, Distt. Bhatinda (Punjab) India
Emission Source Monitored	-	SRU-524
Stack Identification	-	Stack attached to SRU-524
Normal Operating Schedule	-	As per requirement
Type of Stack (ACC/Metal)	-	Mild Steel
Stack Height From Ground Level (meter)	-	100.0
Diameter of Stack (m)	-	2.0
Sampling Duration (Minutes)	-	27
Parameters Monitored	-	NO _x , SO ₂ , CO, H ₂ S
Purpose of Monitoring	-	Assessment of Pollution load
General Sensory Observations	-	Normal
Fugitive Emission (if any)	-	Nil
Stack Temperature (°C)	-	305
Ambient Temperature (°C)	-	35
Average Stack Velocity (m/s)	-	17.34
Quantity of Emission (Nm ³ /hr)	-	11000

TEST RESULT				
S.N.	Parameter	Test Method	Results (mg/Nm ³)	Limits for 100 % Fuel Gas(mg/Nm ³)
1.	Oxide of Nitrogen (as NO _x)	IS:-11255(PART:-7)	46.9	250
2.	Oxides of Sulphur (as SO ₂)	IS:-11255 (PART:-2)	1159.5	NA
3.	Carbon Monoxide (as CO)	IS:-13270	17.2	100
4.	Hydrogen Sulphide (as H ₂ S)	IS:-11255 (PART:-4)	2.4	10

End of Report

CHECKED BY

AUTHORIZED SIGNATORY



**TEST REPORT**

Test Report of	Report Code	Date of Issue
Stack Emission	ST-071024-14	07/10/2024

SAMPLING & ANALYSIS DATA

Description	-	Stack Emission Monitoring conducted by our team.
Date of Sampling	-	26/09/2024
Name & Address of the Industry	-	M/s HPCL-Mittal Energy Limited, Village-Phullokhari , Taluka – Talwandi Saboo, Distt. Bhatinda (Punjab) India
Emission Source Monitored	-	SRU-525
Stack Identification	-	Stack attached to SRU-525
Normal Operating Schedule	-	As per requirement
Type of Stack (ACC/Metal)	-	Mild Steel
Stack Height From Ground Level (meter)	-	100.0
Diameter of Stack (m)	-	2.0
Sampling Duration (Minutes)	-	27
Parameters Monitored	-	NO _x , SO ₂ , CO, H ₂ S
Purpose of Monitoring	-	Assessment of Pollution load
General Sensory Observations	-	Normal
Fugitive Emission (if any)	-	Nil
Stack Temperature (°C)	-	315
Ambient Temperature (°C)	-	35
Average Stack Velocity (m/s)	-	17.71
Quantity of Emission (Nm ³ /hr)	-	12500

TEST RESULT

S.N.	Parameter	Test Method	Results (mg/Nm ³)	Limits for 100 % Fuel Gas(mg/Nm ³)
1.	Oxide of Nitrogen (as NO _x)	IS:-11255(PART:-7)	62.5	250
2.	Oxides of Sulphur (as SO ₂)	IS:-11255 (PART:-2)	1005.2	NA
3.	Carbon Monoxide (as CO)	IS:-13270	28.6	100
4.	Hydrogen Sulphide (as H ₂ S)	IS:-11255 (PART:-4)	4.2	10

End of Report

CHECKED BY

AUTHORIZED SIGNATORY



ANNEXURE-VI

**TEST REPORT**

Test Report of	Report Code	Date of Issue
Waste Water	WW-030524-14	03/05/2024

**ISSUED TO:-M/s HPCL-Mittal Energy Limited, Village:-Phullokhari, Taluka:-Talwandi Saboo,
District:-Bhatinda (Punjab) India**

SAMPLING & ANALYSIS DATA

Sample Collected On : 02/04/2024
Sample Collected By : Laboratory
Sample Description : Waste Water (W:-1 ETP Outlet, Inside GGSr)
Sample Quantity/Packing detail : 2.0 lts
Weather Conditions : Normal
Analysis Duration : 08/04/2024 To 03/05/2024

Sr. No.	Parameter	Unit	Result	Permissible	Protocol
			W-1	Limits	
1	pH	...	7.52	6.0-8.5	IS:-3025 (P:-11)
2	Total Suspended Solids as TSS	mg/l	15.9	20.0	APHA:-23 rd Ed.
3	Chemical Oxygen Demand as COD	mg/l	68.3	125.0	APHA:-23 rd Ed.
4	Bio-Chemical Oxygen Demand (3 days at 27°C) (BOD)	mg/l	BDL	15.0	IS:-3025 (P:-44)
5	Oil & Grease as O&G	mg/l	1.72	5.0	APHA:-23 rd Ed.
6	Phenolic Compounds(C ₆ H ₅ OH)	mg/l	0.19	0.35	APHA:-5530:-C
7	Sulphide as S	mg/l	0.3	0.5	APHA:-23 rd Ed.
8	Total Kjeldahl Nitrogen as NH ₃	mg/l	0.69	40	APHA:-23 rd Ed.
9	Phosphate	mg/l	1.34	3.0	APHA:-23 rd Ed.
10	Chromium Hexavalent (Cr+6)	mg/l	BDL	0.1	APHA:-23 rd Ed.
11	Copper as Cu	mg/l	BDL	1.0	APHA:-23 rd Ed.
12	Lead as Pb	mg/l	BDL	0.1	APHA:-23 rd Ed.
13	Mercury as Hg	mg/l	BDL	0.01	APHA:-23 rd Ed.
14	Zinc as Zn	mg/l	BDL	5.0	APHA:-23 rd Ed.
15	Nickel as Ni	mg/l	BDL	1.0	APHA:-23 rd Ed.

**ALKOM SYNERGY PVT LTD**

Laboratory:- C-212, 2nd & 3rd Floor,
Sector-10, Noida-201301, U.P.(INDIA)
Tel.: 0120-4320319 Mob.:+91-8882196187
Email: info@alkom.in, www.alkomsynergy.com

TEST REPORT

Test Report of	Report Code	Date of Issue
Waste Water	WW-030524-15	03/05/2024

**ISSUED TO:-M/s HPCL-Mittal Energy Limited,Village:-Phullokhari, Taluka:-Talwandi Saboo,
District:-Bhatinda (Punjab) India**

SAMPLING & ANALYSIS DATA

Sample Collected On : 02/04/2024
Sample Collected By : Laboratory
Sample Description : Waste Water (W:-1 ETP Outlet, Inside GGSR)
Sample Quantity/Packing detail : 2.0 lts
Weather Conditions : Normal
Analysis Duration : 08/04/2024 To 03/05/2024

Sr.No.	Parameter	Unit	Result	Permissible Limits	Protocol
			W-1		
16	Ammonia as N	mg/l	7.32	15.0	APHA:-23 rd Ed.
17	Cyanide as CN	mg/l	BDL	0.20	APHA:-23 rd Ed.
18	Total Chromium	mg/l	BDL	2.0	APHA:-23 rd Ed.
19	Vanadium as V	mg/l	BDL	0.2	APHA:-23 rd Ed.
20	Benzene	mg/l	BDL	0.1	USEPA:-8260:-C
21	Benzo(a)-Pyreen	mg/l	BDL	0.2	USEPA:-8260:-C

End of Report

CHECKED BY 

AUTHORIZED SIGNATORY





ALKOM SYNERGY PVT LTD



Laboratory:- C-212, 2nd & 3rd Floor,
Sector-10, Noida-201301, U.P.(INDIA)
Tel.: 0120-4320319 Mob.:+91-8882196187
Email: info@alkom.in, www.alkomsynergy.com

TEST REPORT

Test Report of	Report Code	Date of Issue
Waste Water	WW-030524-16	03/05/2024

ISSUED TO:-M/s HPCL-Mittal Energy Limited,Village:-Phullokhari, Taluka:-Talwandi Saboo,
District:-Bhatinda (Punjab) India

SAMPLING & ANALYSIS DATA

Sample Collected On : 02/04/2024
Sample Collected By : Laboratory
Sample Description : Waste Water (W:-1 ETP Outlet, Inside GGSR)
Sample Quantity/Packing detail : 2.0 lts
Weather Conditions : Normal
Analysis Duration : 08/04/2024 To 03/05/2024

Sr. No.	Parameters	Unit	Test Result	Protocol
			W1	
1	Bioassay Toxic Test	%	98% Survival of fish after 96 hours in 100% effluent	IS:-6582

End of Report

[Signature]
CHECKED BY

AUTHORIZED SIGNATORY
[Signature]
ALKOM SYNERGY PVT. LTD.
NOIDA

**TEST REPORT**

Test Report of	Report Code	Date of Issue
Waste Water	WW-030524-17	03/05/2024

**ISSUED TO:-M/s HPCL-Mittal Energy Limited,Village:-Phullokhari, Taluka:-Talwandi Saboo,
District:-Bhatinda (Punjab) India**

SAMPLING & ANALYSIS DATA

Sample Collected On : 02/04/2024
Sample Collected By : Laboratory
Sample Description : Waste Water (W:-2 STP Outlet, Inside GGSR)
Sample Quantity/Packing detail : 2.0 lts
Weather Conditions : Normal
Analysis Duration : 08/04/2024 To 03/05/2024

Sr. No.	Parameters	Unit	Test Results	Standards	Protocol
			W2		
1	pH	-	7.61	6.5 to 9.0	APHA:-23 rd Ed.
2	Temperature	°C	23.9	-	APHA:-23 rd Ed.
3	TSS	mg/l	7.8	≤10mg/l	APHA:-23 rd Ed.
4	COD	mg/l	28.2	≤50mg/l	APHA:-23 rd Ed.
5	BOD	mg/l	7.1	≤10mg/l	IS:-3025 (P:-44)
6	O & G	mg/l	BDL	≤5mg/l	APHA:-23 rd Ed.
7	Ammonical Nitrogen as N*	mg/l	1.67	≤5mg/l	APHA:-23 rd Ed.
8	PO4-P*	mg/l	0.52	≤2mg/l	APHA:-23 rd Ed.
9	N-total*	mg/l	5.98	≤10mg/l	APHA:-23 rd Ed.

CHECKED BY

AUTHORIZED SIGNATORY





TEST REPORT

Test Report of	Report Code	Date of Issue
Ground Water	GW-030524-12	03/05/2024

ISSUED TO:-M/s HPCL-Mittal Energy Limited,Village:-Phullokhari, Taluka:-Talwandi Saboo, District:-Bhatinda (Punjab) India

SAMPLING & ANALYSIS DATA

Sample Collected On : 02/04/2024
Sample Collected By : Laboratory
Sample Description : Ground Water
Sample Quantity/Packing detail : 2.0 lts
Weather Conditions : Normal
Analysis Duration : 08/04/2024 To 03/05/2024

Parameter	pH	Odour	Color	Taste	Temp.	Turbidity	TDS	Alkalinity as (CaCO ₃)	Total Hardness as (CaCO ₃)	Chlorides	Fluorides
Location											
GW1	7.31	Agreeable	<5	Agreeable	26.4	<1	289	212	198	162.4	0.26
GW2	7.28	Agreeable	<5	Agreeable	23.9	<1	312	264	211	157.2	0.21
GW3	7.29	Agreeable	<5	Agreeable	27.2	<1	291	243	186	142.7	0.18
GW4	7.30	Agreeable	<5	Agreeable	22.5	<1	326	281	218	167.5	0.22
GW5	7.32	Agreeable	<5	Agreeable	21.9	<1	298	176	204	212.7	0.20
GW6	7.28	Agreeable	<5	Agreeable	23.4	<1	324	249	198	207.4	0.23
GW7	7.29	Agreeable	<5	Agreeable	24.6	<1	331	198	243	198.7	0.26
GW8	7.25	Agreeable	<5	Agreeable	23.4	<1	305	226	205	214.5	0.21
GW9	7.34	Agreeable	<5	Agreeable	25.2	<1	316	234	211	172.1	0.29
GW10	7.24	Agreeable	<5	Agreeable	21.8	<1	297	241	205	163.7	0.18
GW11	7.29	Agreeable	<5	Agreeable	23.2	<1	319	267	222	152.9	0.20
Desirable	6.5-8.5	Agreeable	5	Agreeable	-	1.0	500	200	200	250	1.0
Permissible	6.5-8.5	Agreeable	15	Agreeable	-	5.0	2000	600	600	1000	1.5
Protocol	IS:-3025 (P-11)	IS:-3025 (P:-5)	IS:-3025 (P:-4)	IS:-3025 (P:-7)	IS:-3025 (P:-9)	IS:-3025 (P:-10)	IS:-3025 (P-16)	IS:-3025 (P:-23)	IS:-3025 (P:-21)	IS:-3025 (P:-32)	IS:-3025 (P:-60)


TEST REPORT

Parameter	Calcium as Ca	Magnesium as Mg	Sulphate	Nitrates	Phenolic Compounds	Iron (as Fe)	Mercury (as Hg)	Zinc (as Zn)	Cadmium (as Cd)	Chromium (as Cr)	Arsenic (as As)
GW1	23.46	19.72	69.4	13.4	BDL	0.19	BDL	BDL	BDL	BDL	BDL
GW2	22.32	20.28	70.8	16.1	BDL	0.26	BDL	BDL	BDL	BDL	BDL
GW3	20.48	23.86	67.6	15.9	BDL	0.22	BDL	BDL	BDL	BDL	BDL
GW4	19.76	21.42	72.4	13.5	BDL	0.28	BDL	BDL	BDL	BDL	BDL
GW5	21.82	20.38	69.8	16.2	BDL	0.21	BDL	BDL	BDL	BDL	BDL
GW6	22.64	24.16	72.2	14.5	BDL	0.26	BDL	BDL	BDL	BDL	BDL
GW7	18.82	22.24	74.6	16.9	BDL	0.23	BDL	BDL	BDL	BDL	BDL
GW8	19.98	24.46	73.8	14.7	BDL	0.29	BDL	BDL	BDL	BDL	BDL
GW9	21.46	21.78	69.3	15.5	BDL	0.20	BDL	BDL	BDL	BDL	BDL
GW10	23.72	22.64	76.4	18.7	BDL	0.18	BDL	BDL	BDL	BDL	BDL
GW11	21.98	24.12	71.9	16.1	BDL	0.24	BDL	BDL	BDL	BDL	BDL
Desirable	75	30	200	45	0.001	0.3	0.001	5	0.003	0.05	0.01
Permissible	200	100	400	No Relaxation	0.002	No Relaxation	No Relaxation	15	No Relaxation	No Relaxation	0.05
Protocol	IS: 3025 (P-40)	IS: 3025 (P-46)	IS:3025 (P-24)	IS: 3025 (P-34)	IS:3025 (P-43)	APHA 23 rd Ed.	APHA 23 rd Ed.	APHA 23 rd Ed.	APHA 23 rd Ed.	APHA 23 rd Ed.	APHA 23 rd Ed.


TEST REPORT

Parameter	Lead (as Pb)	Boron (as B)	Selenium (as Se*)	FRC	Polycyclic Aromatic Hydrocarbons (PAH*)	Anionic Detergent*	Aluminum (as Al)	Total Coliform
GW1	BDL	0.20	BDL	BDL	BDL	BDL	BDL	Absent
GW2	BDL	0.26	BDL	BDL	BDL	BDL	BDL	Absent
GW3	BDL	0.23	BDL	BDL	BDL	BDL	BDL	Absent
GW4	BDL	0.21	BDL	BDL	BDL	BDL	BDL	Absent
GW5	BDL	0.29	BDL	BDL	BDL	BDL	BDL	Absent
GW6	BDL	0.28	BDL	BDL	BDL	BDL	BDL	Absent
GW7	BDL	0.23	BDL	BDL	BDL	BDL	BDL	Absent
GW8	BDL	0.24	BDL	BDL	BDL	BDL	BDL	Absent
GW9	BDL	0.18	BDL	BDL	BDL	BDL	BDL	Absent
GW10	BDL	0.22	BDL	BDL	BDL	BDL	BDL	Absent
GW11	BDL	0.25	BDL	BDL	BDL	BDL	BDL	Absent
Desirable	0.01	0.5	0.01	0.2	0.0001	0.2	0.03	Absent
	No Relaxation	1.0	No	1.0	No	1.0	0.2	Absent
Permissible								
Protocol	APHA:-23 rd Ed.	IS:-3025 (P:-57)	APHA:-23 rd Ed.	APHA:- 23 rd Ed.	APHA:-23 rd Ed.	IS:-3025 (P:- 68)	APHA:-23 rd Ed.	IS:-15185

Remarks: Test parameters coming in under limit, Prescribe limits are given by MoEF/Central Pollution Control Board.


Notes:

1. The results given above are related to the tested sample, as received & mentioned parameters. The customer asked for the above tests only.
2. Responsibility of the Laboratory is limited to the invoiced amount only.
3. This test report will not be generated again, either wholly or in part, without prior written permission of the laboratory.
4. This test report will not be used for any publicity/legal purpose.
5. The test samples will be disposed off after two weeks from the date of issue of test report, unless until specified by the customer.

End of Report

CHECKED BY

AUTHORIZED SIGNATORY





TEST REPORT

Test Report of	Report Code	Date of Issue
Ground Water	GW-030525-13	03/05/2024

Issued To:-M/s HPCL-Mittlal Energy Limited, Village:-Phullokhari, Taluka:-Talwandi Saboo, District:-Bathinda (Punjab) India

SAMPLING & ANALYSIS DATA

Sample Collected On : 02/04/2024
Sample Collected By : Laboratory
Sample Description : Ground Water
Sample Quantity/Packing detail : 2.0 lts
Weather Conditions : Normal
Analysis Duration : 08/04/2024 To 03/05/2024

Parameters		Cyanide (as CN*)	Mineral Oil*
GW1		BDL	BDL
GW2		BDL	BDL
GW3		BDL	BDL
GW4		BDL	BDL
GW5		BDL	BDL
GW6		BDL	BDL
GW7		BDL	BDL
GW8		BDL	BDL
GW9		BDL	BDL
GW10		BDL	BDL
GW11		BDL	BDL
IS 10500	Desirable	0.05	0.5
	Permissible	No	No
Protocol		IS:3025 (P-27)	APHA 23rd Ed.

Remark:

GW1: Near Storm Water Pond-South East Side, GW2: Near Storm Water Pond – North East Side, GW3: Near Ecological Pond West Side, GW4: Near Ecological Pond South East Side, GW5: Near Solar Pond South East Side- East Side of Water Block Area, GW6: Near Solar Pond South East Side- North East Side of Water Block Area, GW7: Near RO/DM Plant East Side Area, GW8: Near Secured Landfill Area North Side, GW9: Secured Landfill Area West Side, GW10: Secured Landfill Area South Side, GW11: Near Etp South Side

CHECKED BY

AUTHORIZED SIGNATORY



**TEST REPORT**

Test Report of	Report Code	Date of Issue
Waste Water	GW-060624-14	06/06/2024

**ISSUED TO:-M/s HPCL-Mittal Energy Limited,Village:-Phullokhari, Taluka:-Talwandi Saboo,
District:-Bhatinda (Punjab) India**

SAMPLING & ANALYSIS DATA

Sample Collected On : 16/05/2024
Sample Collected By : Laboratory
Sample Description : Waste Water (W:-1 ETP Outlet, Inside GGSR)
Sample Quantity/Packing detail : 2.0 lts
Weather Conditions : Normal
Analysis Duration : 20/05/2024 To 06/06/2024

Sr. No.	Parameter	Unit	Result	Permissible	Protocol
			W-1	Limits	
1	pH	...	7.49	6.0-8.5	IS:-3025 (P:-11)
2	Total Suspended Solids as TSS	mg/l	16.2	20.0	APHA:-23 rd Ed.
3	Chemical Oxygen Demand as COD	mg/l	69.8	125.0	APHA:-23 rd Ed.
4	Bio-Chemical Oxygen Demand (3 days at 27°C) (BOD)	mg/l	BDL	15.0	IS:-3025 (P:-44)
5	Oil & Grease as O&G	mg/l	1.64	5.0	APHA:-23 rd Ed.
6	Phenolic Compounds(C ₆ H ₅ OH)	mg/l	0.16	0.35	APHA:-5530:-C
7	Sulphide as S	mg/l	0.4	0.5	APHA:-23 rd Ed.
8	Total Kjeldahl Nitrogen as NH ₃	mg/l	0.73	40	APHA:-23 rd Ed.
9	Phosphate	mg/l	1.49	3.0	APHA:-23 rd Ed.
10	Chromium Hexavalent (Cr+6)	mg/l	BDL	0.1	APHA:-23 rd Ed.
11	Copper as Cu	mg/l	BDL	1.0	APHA:-23 rd Ed.
12	Lead as Pb	mg/l	BDL	0.1	APHA:-23 rd Ed.
13	Mercury as Hg	mg/l	BDL	0.01	APHA:-23 rd Ed.
14	Zinc as Zn	mg/l	BDL	5.0	APHA:-23 rd Ed.
15	Nickel as Ni	mg/l	BDL	1.0	APHA:-23 rd Ed.

**TEST REPORT**

Test Report of	Report Code	Date of Issue
Waste Water	GW-060624-15	06/06/2024

ISSUED TO:-M/s HPCL-Mittal Energy Limited, Village:-Phullokhari, Taluka:-Talwandi Saboo,
District:-Bhatinda (Punjab) India

SAMPLING & ANALYSIS DATA

Sample Collected On : 16/05/2024
Sample Collected By : Laboratory
Sample Description : Waste Water (W:-1 ETP Outlet, Inside GGSR)
Sample Quantity/Packing detail : 2.0 lts
Weather Conditions : Normal
Analysis Duration : 20/05/2024 To 06/06/2024

Sr.No.	Parameter	Unit	Result	Permissible Limits	Protocol
			W-1		
16	Ammonia as N	mg/l	7.36	15.0	APHA:-23 rd Ed.
17	Cyanide as CN	mg/l	BDL	0.20	APHA:-23 rd Ed.
18	Total Chromium	mg/l	BDL	2.0	APHA:-23 rd Ed.
19	Vanadium as V	mg/l	BDL	0.2	APHA:-23 rd Ed.
20	Benzene	mg/l	BDL	0.1	USEPA:-8260:-C
21	Benzo(a)-Pyreen	mg/l	BDL	0.2	USEPA:-8260:-C

End of Report

CHECKED BY**AUTHORIZED SIGNATORY**

**TEST REPORT**

Test Report of	Report Code	Date of Issue
Waste Water	GW-060624-16	06/06/2024

**ISSUED TO:-M/s HPCL-Mittal Energy Limited,Village:-Phullokhari, Taluka:-Talwandi Saboo,
District:-Bhatinda (Punjab) India**

SAMPLING & ANALYSIS DATA

Sample Collected On : 16/05/2024
Sample Collected By : Laboratory
Sample Description : Waste Water (W:-1 ETP Outlet, Inside GGSR)
Sample Quantity/Packing detail : 2.0 lts
Weather Conditions : Normal
Analysis Duration : 20/05/2024 To 06/06/2024

Sr. No.	Parameters	Unit	Test Result	Protocol
			W1	
1	Bioassay Toxic Test	%	92% Survival of fish after 96 hours in 100% effluent	IS:-6582

End of Report

CHECKED BY

AUTHORIZED SIGNATORY



**TEST REPORT**

Test Report of	Report Code	Date of Issue
Waste Water	GW-060624-17	06/06/2024

ISSUED TO:-M/s HPCL-Mittal Energy Limited,Village:-Phullokhari, Taluka:-Talwandi Saboo,
District:-Bhatinda (Punjab) India

SAMPLING & ANALYSIS DATA

Sample Collected On : 16/05/2024
Sample Collected By : Laboratory
Sample Description : Waste Water (W:-2 STP Outlet, Inside GGSR)
Sample Quantity/Packing detail : 2.0 lts
Weather Conditions : Normal
Analysis Duration : 20/05/2024 To 06/06/2024

Sr. No.	Parameters	Unit	Test Results	Standards	Protocol
			W2		
1	pH	-	7.56	6.5 to 9.0	APHA:-23 rd Ed.
2	Temperature	°C	25.9	-	APHA:-23 rd Ed.
3	TSS	mg/l	7.5	≤10mg/l	APHA:-23 rd Ed.
4	COD	mg/l	29.8	≤50mg/l	APHA:-23 rd Ed.
5	BOD	mg/l	8.6	≤10mg/l	IS:-3025 (P:-44)
6	O & G	mg/l	BDL	≤5mg/l	APHA:-23 rd Ed.
7	Ammonical Nitrogen as N*	mg/l	1.81	≤5mg/l	APHA:-23 rd Ed.
8	PO4-P*	mg/l	0.59	≤2mg/l	APHA:-23 rd Ed.
9	N-total*	mg/l	6.24	≤10mg/l	APHA:-23 rd Ed.

CHECKED BY**AUTHORIZED SIGNATORY**



TEST REPORT

Test Report of	Report Code	Date of Issue
Ground Water	GW-060624-12	06/06/2024

ISSUED TO:-M/s HPCL-Mittal Energy Limited,Village:-Phullokhari, Taluka:-Talwandi Saboo, District:-Bhatinda (Punjab) India

SAMPLING & ANALYSIS DATA

Sample Collected On : 16/05/2024
Sample Collected By : Laboratory
Sample Description : Ground Water
Sample Quantity/Packing detail : 2.0 lts
Weather Conditions : Normal
Analysis Duration : 20/05/2024 To 06/06/2024

Parameter	pH	Odour	Color	Taste	Temp.	Turbidity	TDS	Alkalinity as (CaCO ₃)	Total Hardness as (CaCO ₃)	Chlorides	Fluorides
Location											
GW1	7.29	Agreeable	<5	Agreeable	28.2	<1	271	169	251	155.6	0.29
GW2	7.32	Agreeable	<5	Agreeable	24.9	<1	326	215	189	162.2	0.25
GW3	7.26	Agreeable	<5	Agreeable	29.5	<1	283	209	256	136.1	0.22
GW4	7.24	Agreeable	<5	Agreeable	24.2	<1	305	224	184	173.9	0.27
GW5	7.29	Agreeable	<5	Agreeable	25.1	<1	316	161	236	256.7	0.19
GW6	7.31	Agreeable	<5	Agreeable	26.6	<1	339	228	182	182.4	0.24
GW7	7.34	Agreeable	<5	Agreeable	27.2	<1	295	173	206	216.9	0.28
GW8	7.28	Agreeable	<5	Agreeable	26.8	<1	270	201	187	186.1	0.29
GW9	7.33	Agreeable	<5	Agreeable	27.1	<1	293	198	236	193.7	0.31
GW10	7.31	Agreeable	<5	Agreeable	26.4	<1	316	206	271	182.1	0.22
GW11	7.35	Agreeable	<5	Agreeable	27.9	<1	329	213	246	196.4	0.24
Desirable	6.5-8.5	Agreeable	5	Agreeable	-	1.0	500	200	200	250	1.0
Permissible	6.5-8.5	Agreeable	15	Agreeable	-	5.0	2000	600	600	1000	1.5
Protocol	IS:-3025 (P-11)	IS:-3025 (P-5)	IS:-3025 (P-4)	IS:-3025 (P-7)	IS:-3025 (P-9)	IS:-3025 (P-10)	IS:-3025 (P-16)	IS:-3025 (P-23)	IS:-3025 (P-21)	IS:-3025 (P-32)	IS:-3025 (P-60)



Parameter	Calcium as Ca	Magnesium as Mg	Sulphate	Nitrates	Phenolic Compounds	Iron (as Fe)	Mercury (as Hg)	Zinc (as Zn)	Cadmium (as Cd)	Chromium (as Cr)	Arsenic (as As)
GW1	21.24	20.16	68.2	12.2	BDL	0.22	BDL	BDL	BDL	BDL	BDL
GW2	19.46	22.48	73.4	15.8	BDL	0.19	BDL	BDL	BDL	BDL	BDL
GW3	22.24	21.62	69.8	16.2	BDL	0.29	BDL	BDL	BDL	BDL	BDL
GW4	21.68	23.42	70.6	15.1	BDL	0.25	BDL	BDL	BDL	BDL	BDL
GW5	23.46	22.68	67.1	18.2	BDL	0.26	BDL	BDL	BDL	BDL	BDL
GW6	20.18	21.46	73.4	16.9	BDL	0.27	BDL	BDL	BDL	BDL	BDL
GW7	21.76	20.68	76.2	17.3	BDL	0.21	BDL	BDL	BDL	BDL	BDL
GW8	20.92	22.46	71.1	15.5	BDL	0.25	BDL	BDL	BDL	BDL	BDL
GW9	18.64	20.48	68.9	17.6	BDL	0.28	BDL	BDL	BDL	BDL	BDL
GW10	19.28	19.64	72.5	19.1	BDL	0.22	BDL	BDL	BDL	BDL	BDL
GW11	20.26	23.16	70.7	18.8	BDL	0.19	BDL	BDL	BDL	BDL	BDL
Desirable	75	30	200	45	0.001	0.3	0.001	5	0.003	0.05	0.01
Permissible	200	100	400	No Relaxation	0.002	No Relaxation	No Relaxation	15	No Relaxation	No Relaxation	0.05
Protocol	IS:- 3025 (P-40)	IS:- 3025 (P-46)	IS:3025 (P-24)	IS: 3025 (P-34)	IS:3025 (P-43)	APHA 23 rd Ed.	APHA 23 rd Ed.	APHA 23 rd Ed.	APHA 23 rd Ed.	APHA 23 rd Ed.	APHA 23 rd Ed.


TEST REPORT

Parameter	Lead (as Pb)	Boron (as B)	Selenium (as Se*)	FRC	Polycyclic Aromatic Hydrocarbons (PAH*)	Anionic Detergent*	Aluminum (as Al)	Total Coliform
GW1	BDL	0.18	BDL	BDL	BDL	BDL	BDL	Absent
GW2	BDL	0.29	BDL	BDL	BDL	BDL	BDL	Absent
GW3	BDL	0.21	BDL	BDL	BDL	BDL	BDL	Absent
GW4	BDL	0.25	BDL	BDL	BDL	BDL	BDL	Absent
GW5	BDL	0.24	BDL	BDL	BDL	BDL	BDL	Absent
GW6	BDL	0.26	BDL	BDL	BDL	BDL	BDL	Absent
GW7	BDL	0.21	BDL	BDL	BDL	BDL	BDL	Absent
GW8	BDL	0.20	BDL	BDL	BDL	BDL	BDL	Absent
GW9	BDL	0.23	BDL	BDL	BDL	BDL	BDL	Absent
GW10	BDL	0.25	BDL	BDL	BDL	BDL	BDL	Absent
GW11	BDL	0.27	BDL	BDL	BDL	BDL	BDL	Absent
Desirable Permissible	0.01	0.5	0.01	0.2	0.0001	0.2	0.03	Absent
	No Relaxation	1.0	No	1.0	No	1.0	0.2	Absent
Protocol	APHA:-23 rd Ed.	IS:-3025 (P:-57)	APHA:-23 rd Ed.	APHA:- 23 rd Ed.	APHA:-23 rd Ed.	IS:-3025 (P:- 68)	APHA:-23 rd Ed.	IS:-15185

Remarks: Test parameters coming in under limit, Prescribe limits are given by MoEF/Central Pollution Control Board.

Notes:

1. The results given above are related to the tested sample, as received & mentioned parameters. The customer asked for the above tests only.
2. Responsibility of the Laboratory is limited to the invoiced amount only.
3. This test report will not be generated again, either wholly or in part, without prior written permission of the laboratory.
4. This test report will not be used for any publicity/legal purpose.
5. The test samples will be disposed off after two weeks from the date of issue of test report, unless until specified by the customer.

End of Report

CHECKED BY

AUTHORIZED SIGNATORY

**TEST REPORT**

Test Report of	Report Code	Date of Issue
Ground Water	GW-0600624-13	06/06/2024

Issued To:-M/s HPCL-Mittlal Energy Limited, Village:-Phullokhari, Taluka:-Talwandi Saboo, District:-Bathinda (Punjab) India

SAMPLING & ANALYSIS DATA

Sample Collected On : 16/05/2024
Sample Collected By : Laboratory
Sample Description : **Ground Water**
Sample Quantity/Packing detail : 2.0 lts
Weather Conditions : Normal
Analysis Duration : 20/05/2024 To 06/06/2024

Parameters		Cyanide (as CN*)	Mineral Oil*
GW1		BDL	BDL
GW2		BDL	BDL
GW3		BDL	BDL
GW4		BDL	BDL
GW5		BDL	BDL
GW6		BDL	BDL
GW7		BDL	BDL
GW8		BDL	BDL
GW9		BDL	BDL
GW10		BDL	BDL
GW11		BDL	BDL
IS 10500	Desirable	0.05	0.5
	Permissible	No	No
Protocol		IS:3025 (P-27)	APHA 23rd Ed.

Remark:

GW1: Near Storm Water Pond-South East Side, GW2: Near Storm Water Pond – North East Side, GW3: Near Ecological Pond West Side, GW4: Near Ecological Pond South East Side, GW5: Near Solar Pond South East Side- East Side of Water Block Area, GW6: Near Solar Pond South East Side- North East Side of Water Block Area, GW7: Near RO/DM Plant East Side Area, GW8: Near Secured Landfill Area North Side, GW9: Secured Landfill Area West Side, GW10: Secured Landfill Area South Side, GW11: Near Etp South Side

CHECKED BY**AUTHORIZED SIGNATORY**

**TEST REPORT**

Test Report of	Report Code	Date of Issue
Waste Water	WW-04072024-41	04/07/2024

**Issued To:-M/s HPCL-Mittlal Energy Limited, Village:-Phullokhari, Taluka:-Talwandi Saboo,
District:-Bathinda (Punjab) India**

SAMPLING & ANALYSIS DATA

Sample Collected On : 10/06/2024
Sample Collected By : Laboratory
Sample Description : Waste Water (W:-1 ETP Outlet, Inside GGSR)
Sample Quantity/Packing detail : 2.0 lts
Weather Conditions : Normal
Analysis Duration : 13/06/2024 To 04/07/2024

Sr. No.	Parameter	Unit	Result	Permissible	Protocol
			W-1	Limits	
1	pH	...	7.42	6.0-8.5	IS:-3025 (P:-11)
2	Total Suspended Solids (TSS)	mg/L	14.9	20.0	APHA:-23 rd Ed.
3	Chemical Oxygen Demand (COD)	mg/L	66.1	125.0	APHA:-23 rd Ed.
4	Bio-Chemical Oxygen Demand (3 days at 27°C) (BOD)	mg/L	BDL	15.0	IS:-3025 (P:-44)
5	Oil & Grease (O&G)	mg/L	1.25	5.0	APHA:-23 rd Ed.
6	Phenolic Compounds(C ₆ H ₅ OH)	mg/L	0.12	0.35	APHA:-5530:-C
7	Sulphide (S)	mg/L	0.3	0.5	APHA:-23 rd Ed.
8	Total Kjeldahl Nitrogen (NH ₃)	mg/L	0.81	40	APHA:-23 rd Ed.
9	Phosphate	mg/L	1.69	3.0	APHA:-23 rd Ed.
10	Chromium Hexavalent (Cr ⁶)	mg/L	BDL	0.1	APHA:-23 rd Ed.
11	Copper (Cu)	mg/L	BDL	1.0	APHA:-23 rd Ed.
12	Lead (Pb)	mg/L	BDL	0.1	APHA:-23 rd Ed.
13	Mercury (Hg)	mg/L	BDL	0.01	APHA:-23 rd Ed.
14	Zinc (Zn)	mg/L	BDL	5.0	APHA:-23 rd Ed.
15	Nickel (Ni)	mg/L	BDL	1.0	APHA:-23 rd Ed.

CHECKED BY**AUTHORIZED SIGNATORY**

**TEST REPORT**


Test Report of	Report Code	Date of Issue
Waste Water	WW-04072024-42	04/07/2024

Issued To:-M/s HPCL-Mittlal Energy Limited, Village:-Phullokhari, Taluka:-Talwandi Saboo,
District:-Bathinda (Punjab) India

SAMPLING & ANALYSIS DATA

Sample Collected On : 10/06/2024
Sample Collected By : Laboratory
Sample Description : Waste Water (W:-1 ETP Outlet, Inside GGSR)
Sample Quantity/Packing detail : 2.0 lts
Weather Conditions : Normal
Analysis Duration : 13/06/2024 To 04/07/2024

Sr.No.	Parameter	Unit	Result	Permissible Limits	Protocol
			W-1		
16	Ammonia (N)	mg/L	7.48	15.0	APHA:-23 rd Ed.
17	Cyanide (CN)	mg/L	BDL	0.20	APHA:-23 rd Ed.
18	Total Chromium	mg/L	BDL	2.0	APHA:-23 rd Ed.
19	Vanadium (V)	mg/L	BDL	0.2	APHA:-23 rd Ed.
20	Benzene	mg/L	BDL	0.1	USEPA:-8260:-C
21	Benzo(a)-Pyreen	mg/L	BDL	0.2	USEPA:-8260:-C

CHECKED BY**AUTHORIZED SIGNATORY**

**TEST REPORT**

Test Report of	Report Code	Date of Issue
Waste Water	WW-04072024-43	04/07/2024

Issued To:-M/s HPCL-Mittlal Energy Limited, Village:-Phullokhari, Taluka:-Talwandi Saboo,
District:-Bathinda (Punjab) India

SAMPLING & ANALYSIS DATA

Sample Collected On : 10/06/2024
Sample Collected By : Laboratory
Sample Description : Waste Water (W:-1 ETP Outlet, Inside GGSR)
Sample Quantity/Packing detail : 2.0 lts
Weather Conditions : Normal
Analysis Duration : 13/06/2024 To 04/07/2024

Sr. No.	Parameters	Unit	Test Result	Protocol
			W-1	
1	Bioassay Toxic Test	%	94% Survival fo fish after 96 hours in 100% effluent	IS:-6582

CHECKED BY**AUTHORIZED SIGNATORY**

**TEST REPORT**

Test Report of	Report Code	Date of Issue
Waste Water	WW-04072024-44	04/07/2024

Issued To:-M/s HPCL-Mittlall Energy Limited, Village:-Phullokhari, Taluka:-Talwandi Saboo,
District:-Bathinda (Punjab) India

SAMPLING & ANALYSIS DATA

Sample Collected On : 10/06/2024
Sample Collected By : Laboratory
Sample Description : Waste Water (W:-2 STP Outlet, Inside GGSR)
Sample Quantity/Packing detail : 2.0 lts
Weather Conditions : Normal
Analysis Duration : 13/06/2024 To 04/07/2024

Sr. No.	Parameters	Unit	Test Results	Standards	Protocol
			W-2		
1	pH	-	7.61	6.5 to 9.0	APHA:-23 rd Ed.
2	Temperature	°C	24.3	-	APHA:-23 rd Ed.
3	TSS	mg/l	6.8	≤10mg/l	APHA:-23 rd Ed.
4	COD	mg/l	31.4	≤50mg/l	APHA:-23 rd Ed.
5	BOD	mg/l	7.8	≤10mg/l	IS:-3025 (P:-44)
6	O & G	mg/l	BDL	≤5mg/l	APHA:-23 rd Ed.
7	Ammonical Nitrogen as N*	mg/l	1.62	≤5mg/l	APHA:-23 rd Ed.
8	PO ₄ -P*	mg/l	0.46	≤2mg/l	APHA:-23 rd Ed.
9	N-total*	mg/l	5.14	≤10mg/l	APHA:-23 rd Ed.

CHECKED BY *[Signature]*

AUTHORIZED SIGNATORY





TEST REPORT

Test Report of	Report Code	Date of Issue
Ground Water	GW-04072024-39	04/07/2024

Issued To:-M/s HPCL-Mittlal Energy Limited, Village:-Phullokhari, Taluka:-Talwandi Saboo, District:-Bathinda (Punjab) India

SAMPLING & ANALYSIS DATA

Sample Collected On : 10/06/2024
Sample Collected By : Laboratory
Sample Description : Ground Water
Sample Quantity/Packing detail : 2.0 lts
Weather Conditions : Normal
Analysis Duration : 13/06/2024 To 04/07/2024

Parameter	pH	Odour	Color	Taste	Temp.	Turbidity	TDS	Alkalinity as (CaCO ₃)	Total Hardness as (CaCO ₃)	Chlorides	Fluorides
Location											
GW1	7.15	Agreeable	<5	Agreeable	27.3	<1	312	145	229	142.1	0.24
GW2	7.28	Agreeable	<5	Agreeable	25.1	<1	298	182	215	134.2	0.31
GW3	7.35	Agreeable	<5	Agreeable	28.9	<1	326	213	197	161.9	0.16
GW4	7.19	Agreeable	<5	Agreeable	23.4	<1	294	181	208	152.7	0.19
GW5	7.38	Agreeable	<5	Agreeable	26.1	<1	351	227	195	198.3	0.22
GW6	7.24	Agreeable	<5	Agreeable	22.4	<1	287	193	201	204.1	0.27
GW7	7.33	Agreeable	<5	Agreeable	26.8	<1	269	182	216	199.8	0.21
GW8	7.29	Agreeable	<5	Agreeable	23.7	<1	293	171	254	202.1	0.33
GW9	7.21	Agreeable	<5	Agreeable	22.4	<1	305	207	196	167.5	0.28
GW10	7.27	Agreeable	<5	Agreeable	25.1	<1	343	241	238	173.5	0.20
GW11	7.31	Agreeable	<5	Agreeable	27.6	<1	291	237	209	192.1	0.19
Desirable	6.5-8.5	Agreeable	5	Agreeable	-	1.0	500	200	200	250	1.0
Permissible	6.5-8.5	Agreeable	15	Agreeable	-	5.0	2000	600	600	1000	1.5
Protocol	IS:-3025 (P-11)	IS:-3025 (P:-5)	IS:-3025 (P:-4)	IS:-3025 (P:-7)	IS:-3025 (P:-9)	IS:-3025 (P:-10)	IS:-3025 (P-16)	IS:-3025 (P:-23)	IS:-3025 (P:-21)	IS:-3025 (P:-32)	IS:-3025 (P:-60)



TEST REPORT

Parameter	Calcium as Ca	Magnesium as Mg	Sulphate	Nitrates	Phenolic Compounds	Iron (as Fe)	Mercury (as Hg)	Zinc (as Zn)	Cadmium (as Cd)	Chromium (as Cr)	Arsenic (as As)
GW1	18.42	21.28	70.3	10.6	BDL	0.16	BDL	BDL	BDL	BDL	BDL
GW2	22.38	26.76	69.1	14.9	BDL	0.22	BDL	BDL	BDL	BDL	BDL
GW3	19.26	21.48	76.5	18.1	BDL	0.29	BDL	BDL	BDL	BDL	BDL
GW4	24.42	23.88	64.3	17.8	BDL	0.21	BDL	BDL	BDL	BDL	BDL
GW5	19.64	21.42	71.9	15.9	BDL	0.15	BDL	BDL	BDL	BDL	BDL
GW6	23.16	19.48	77.8	14.4	BDL	0.29	BDL	BDL	BDL	BDL	BDL
GW7	18.72	24.12	72.5	17.3	BDL	0.27	BDL	BDL	BDL	BDL	BDL
GW8	22.94	26.48	70.2	19.7	BDL	0.17	BDL	BDL	BDL	BDL	BDL
GW9	21.38	20.42	73.6	18.3	BDL	0.19	BDL	BDL	BDL	BDL	BDL
GW10	19.76	23.54	71.8	15.4	BDL	0.23	BDL	BDL	BDL	BDL	BDL
GW11	24.18	21.62	68.7	18.7	BDL	0.26	BDL	BDL	BDL	BDL	BDL
Desirable	75	30	200	45	0.001	0.3	0.001	5	0.003	0.05	0.01
Permissible	200	100	400	No Relaxation	0.002	No Relaxation	No Relaxation	15	No Relaxation	No Relaxation	0.05
Protocol	IS: 3025 (P-40)	IS: 3025 (P-46)	IS:3025 (P-24)	IS: 3025 (P-34)	IS:3025 (P-43)	APHA 23 rd Ed.	APHA 23 rd Ed.	APHA 23 rd Ed.	APHA 23 rd Ed.	APHA 23 rd Ed.	APHA 23 rd Ed.

[Signature]
CHECKED BY

AUTHORIZED SIGNATORY



**TEST REPORT**

Parameter	Lead (as Pb)	Boron (as B)	Selenium (as Se*)	FRC	Polycyclic Aromatic Hydrocarbons (PAH*)	Anionic Detergent*	Aluminum (as Al)	Total Coliform
GW1	BDL	0.12	BDL	BDL	BDL	BDL	BDL	Absent
GW2	BDL	0.21	BDL	BDL	BDL	BDL	BDL	Absent
GW3	BDL	0.28	BDL	BDL	BDL	BDL	BDL	Absent
GW4	BDL	0.22	BDL	BDL	BDL	BDL	BDL	Absent
GW5	BDL	0.23	BDL	BDL	BDL	BDL	BDL	Absent
GW6	BDL	0.19	BDL	BDL	BDL	BDL	BDL	Absent
GW7	BDL	0.16	BDL	BDL	BDL	BDL	BDL	Absent
GW8	BDL	0.27	BDL	BDL	BDL	BDL	BDL	Absent
GW9	BDL	0.20	BDL	BDL	BDL	BDL	BDL	Absent
GW10	BDL	0.17	BDL	BDL	BDL	BDL	BDL	Absent
GW11	BDL	0.19	BDL	BDL	BDL	BDL	BDL	Absent
Desirable	0.01	0.5	0.01	0.2	0.0001	0.2	0.03	Absent
	No Relaxation	1.0	No	1.0	No	1.0	0.2	Absent
Permissible								
Protocol	APHA:-23 rd Ed.	IS:-3025 (P:-57)	APHA:-23 rd Ed.	APHA:- 23 rd Ed.	APHA:-23 rd Ed.	IS:-3025 (P:- 68)	APHA:-23 rd Ed.	IS:-15185

Remarks: Test parameters coming in under limit, Prescribe limits are given by MoEF/Central Pollution Control Board.

Notes:

1. The results given above are related to the tested sample, as received & mentioned parameters. The customer asked for the above tests only.
2. Responsibility of the Laboratory is limited to the invoiced amount only.
3. This test report will not be generated again, either wholly or in part, without prior written permission of the laboratory.
4. This test report will not be used for any publicity/legal purpose.
5. The test samples will be disposed off after two weeks from the date of issue of test report, unless until specified by the customer.

[Signature]
CHECKED BY

AUTHORIZED SIGNATORY



**TEST REPORT**

Test Report of	Report Code	Date of Issue
Ground Water	GW-04072024-40	04/07/2024

Issued To:-M/s HPCL-Mittlal Energy Limited, Village:-Phullokhari, Taluka:-Talwandi Saboo, District:-Bathinda (Punjab) India

SAMPLING & ANALYSIS DATA

Sample Collected On : 10/06/2024
Sample Collected By : Laboratory
Sample Description : Ground Water
Sample Quantity/Packing detail : 2.0 lts
Weather Conditions : Normal
Analysis Duration : 13/06/2024 To 04/07/2024

Parameters		Cyanide (as CN*)	Mineral Oil*
GW1		BDL	BDL
GW2		BDL	BDL
GW3		BDL	BDL
GW4		BDL	BDL
GW5		BDL	BDL
GW6		BDL	BDL
GW7		BDL	BDL
GW8		BDL	BDL
GW9		BDL	BDL
GW10		BDL	BDL
GW11		BDL	BDL
IS 10500	Desirable	0.05	0.5
	Permissible	No	No
Protocol		IS:3025 (P-27)	APHA 23rd Ed.

Remark:

GW1: Near Storm Water Pond-South East Side, GW2: Near Storm Water Pond – North East Side, GW3: Near Ecological Pond West Side, GW4: Near Ecological Pond South East Side, GW5: Near Solar Pond South East Side- East Side of Water Block Area, GW6: Near Solar Pond South East Side- North East Side of Water Block Area, GW7: Near RO/DM Plant East Side Area, GW8: Near Secured Landfill Area North Side, GW9: Secured Landfill Area West Side, GW10: Secured Landfill Area South Side, GW11: Near Etp South Side

CHECKED BY**AUTHORIZED SIGNATORY**

**TEST REPORT**

Test Report of	Report Code	Date of Issue
Waste Water	WW-02082024-19	02/08/2024

ISSUED TO:-M/s HPCL-Mittal Energy Limited,Village:-Phullokhari, Taluka:-Talwandi Saboo,
District:-Bhatinda (Punjab) India

SAMPLING & ANALYSIS DATA

Sample Collected On : 11/07/2024
Sample Collected By : Laboratory
Sample Description : Waste Water (W:-1 ETP Outlet, Inside GGSR)
Sample Quantity/Packing detail : 2.0 lts
Weather Conditions : Normal
Analysis Duration : 13/07/2024 To 02/08/2024

Sr. No.	Parameter	Unit	Result	Permissible	Protocol
			W-1	Limits	
1	pH	...	7.41	6.0-8.5	IS:-3025 (P:-11)
2	Total Suspended Solids (TSS)	mg/L	14.3	20.0	APHA:-23 rd Ed.
3	Chemical Oxygen Demand (COD)	mg/L	61.9	125.0	APHA:-23 rd Ed.
4	Bio-Chemical Oxygen Demand (3 days at 27°C) (BOD)	mg/L	BDL	15.0	IS:-3025 (P:-44)
5	Oil & Grease (O&G)	mg/L	1.28	5.0	APHA:-23 rd Ed.
6	Phenolic Compounds(C ₆ H ₅ OH)	mg/L	0.19	0.35	APHA:-5530:-C
7	Sulphide (S)	mg/L	0.3	0.5	APHA:-23 rd Ed.
8	Total Kjeldahl Nitrogen (NH ₃)	mg/L	1.34	40	APHA:-23 rd Ed.
9	Phosphate	mg/L	BDL	3.0	APHA:-23 rd Ed.
10	Chromium Hexavalent (Cr ⁺⁶)	mg/L	BDL	0.1	APHA:-23 rd Ed.
11	Copper (Cu)	mg/L	BDL	1.0	APHA:-23 rd Ed.
12	Lead (Pb)	mg/L	BDL	0.1	APHA:-23 rd Ed.
13	Mercury (Hg)	mg/L	BDL	0.01	APHA:-23 rd Ed.
14	Zinc (Zn)	mg/L	BDL	5.0	APHA:-23 rd Ed.
15	Nickel (Ni)	mg/L	BDL	1.0	APHA:-23 rd Ed.

CHECKED BY**AUTHORIZED SIGNATORY**

**TEST REPORT**

Test Report of	Report Code	Date of Issue
Waste Water	WW-02082024-20	02/08/2024

ISSUED TO:-M/s HPCL-Mittal Energy Limited,Village:-Phullokhari, Taluka:-Talwandi Saboo,
District:-Bhatinda (Punjab) India

SAMPLING & ANALYSIS DATA

Sample Collected On : 11/07/2024
Sample Collected By : Laboratory
Sample Description : Waste Water (W:-1 ETP Outlet, Inside GGSR)
Sample Quantity/Packing detail : 2.0 lts
Weather Conditions : Normal
Analysis Duration : 13/07/2024 To 02/08/2024

Sr.No.	Parameter	Unit	Result	Permissible Limits	Protocol
			W-1		
16	Ammonia (N)	mg/L	7.12	15.0	APHA:-23 rd Ed.
17	Cyanide (CN)	mg/L	BDL	0.20	APHA:-23 rd Ed.
18	Total Chromium	mg/L	BDL	2.0	APHA:-23 rd Ed.
19	Vanadium (V)	mg/L	BDL	0.2	APHA:-23 rd Ed.
20	Benzene	mg/L	BDL	0.1	USEPA:-8260:-C
21	Benzo(a)-Pyreen	mg/L	BDL	0.2	USEPA:-8260:-C

CHECKED BY**AUTHORIZED SIGNATORY**

**ALKOM SYNERGY PVT LTD**

Laboratory:- C-212, 2nd & 3rd Floor,
Sector-10, Noida-201301, U.P.(INDIA)
Tel.: 0120-4320319 Mob.:+91-8882196187
Email: info@alkom.in, www.alkomsynergy.com

TEST REPORT

Test Report of	Report Code	Date of Issue
Waste Water	WW-02082024-21	02/08/2024

ISSUED TO:-M/s HPCL-Mittal Energy Limited,Village:-Phullokhari, Taluka:-Talwandi Saboo,
District:-Bhatinda (Punjab) India

SAMPLING & ANALYSIS DATA

Sample Collected On : 11/07/2024
Sample Collected By : Laboratory
Sample Description : Waste Water (W:-1 ETP Outlet, Inside GGSR)
Sample Quantity/Packing detail : 2.0 lts
Weather Conditions : Normal
Analysis Duration : 13/07/2024 To 02/08/2024

Sr. No.	Parameters	Unit	Test Result	Protocol
			W-1	
1	Bioassay Toxic Test	%	91% Survival of fish 96 hours in 100% effluent	IS:-6582

CHECKED BY**AUTHORIZED SIGNATORY**

**TEST REPORT**

Test Report of	Report Code	Date of Issue
Waste Water	WW-02082024-22	02/08/2024

ISSUED TO:-M/s HPCL-Mittal Energy Limited,Village:-Phullokhari, Taluka:-Talwandi Saboo,
District:-Bhatinda (Punjab) India

SAMPLING & ANALYSIS DATA

Sample Collected On : 11/07/2024
Sample Collected By : Laboratory
Sample Description : Waste Water (W:-2 STP Outlet, Inside GGSR)
Sample Quantity/Packing detail : 2.0 lts
Weather Conditions : Normal
Analysis Duration : 13/07/2024 To 02/08/2024

Sr. No.	Parameters	Unit	Test Results	Standards	Protocol
			W-2		
1	pH	-	7.40	6.5 to 9.0	APHA:-23 rd Ed.
2	Temperature	°C	24.9	-	APHA:-23 rd Ed.
3	TSS	mg/l	8.1	≤10mg/l	APHA:-23 rd Ed.
4	COD	mg/l	23.7	≤50mg/l	APHA:-23 rd Ed.
5	BOD	mg/l	5.9	≤10mg/l	IS:-3025 (P:-44)
6	O & G	mg/l	BDL	≤5mg/l	APHA:-23 rd Ed.
7	Ammonical Nitrogen as N*	mg/l	1.21	≤5mg/l	APHA:-23 rd Ed.
8	PO4-P*	mg/l	0.43	≤2mg/l	APHA:-23 rd Ed.
9	N-total*	mg/l	5.52	≤10mg/l	APHA:-23 rd Ed.

CHECKED BY *phaura*

AUTHORIZED SIGNATORY



TEST REPORT

Test Report of	Report Code	Date of Issue
Ground Water	GW-02082024-17	02/08/2024

ISSUED TO:-M/s HPCL-Mittal Energy Limited,Village:-Phullokhari, Taluka:-Talwandi Saboo, District:-Bhatinda (Punjab) India

SAMPLING & ANALYSIS DATA

Sample Collected On : 11/07/2024
Sample Collected By : Laboratory
Sample Description : Ground Water
Sample Quantity/Packing detail : 2.0 lts
Weather Conditions : Normal
Analysis Duration : 13/07/2024 To 02/08/2024

Parameter	pH	Odour	Color	Taste	Temp.	Turbidity	TDS	Alkalinity as (CaCO ₃)	Total Hardness as (CaCO ₃)	Chlorides	Fluorides
Location											
GW1	7.23	Agreeable	<5	Agreeable	20.6	<1	286	204	183	142.1	0.23
GW2	7.36	Agreeable	<5	Agreeable	24.1	<1	342	241	205	124.9	0.36
GW3	7.19	Agreeable	<5	Agreeable	21.8	<1	305	186	232	176.1	0.19
GW4	7.25	Agreeable	<5	Agreeable	23.3	<1	297	237	194	145.8	0.21
GW5	7.28	Agreeable	<5	Agreeable	24.8	<1	321	205	235	131.1	0.25
GW6	7.16	Agreeable	<5	Agreeable	22.5	<1	307	182	218	209.5	0.29
GW7	7.24	Agreeable	<5	Agreeable	20.3	<1	298	229	183	187.9	0.18
GW8	7.31	Agreeable	<5	Agreeable	23.1	<1	272	213	171	204.1	0.22
GW9	7.17	Agreeable	<5	Agreeable	20.8	<1	308	286	309	168.3	0.26
GW10	7.23	Agreeable	<5	Agreeable	21.2	<1	292	243	215	189.1	0.20
GW11	7.26	Agreeable	<5	Agreeable	20.7	<1	267	209	181	161.9	0.28
Desirable	6.5-8.5	Agreeable	5	Agreeable	-	1.0	500	200	200	250	1.0
Permissible	6.5-8.5	Agreeable	15	Agreeable	-	5.0	2000	600	600	1000	1.5
Protocol	IS:-3025 (P-11)	IS:-3025 (P:-5)	IS:-3025 (P:-4)	IS:-3025 (P:-7)	IS:-3025 (P:-9)	IS:-3025 (P:-10)	IS:-3025 (P-16)	IS:-3025 (P:-23)	IS:-3025 (P:-21)	IS:-3025 (P:-32)	IS:-3025 (P:-60)



TEST REPORT

Parameter	Calcium as Ca	Magnesium as Mg	Sulphate	Nitrates	Phenolic Compounds	Iron (as Fe)	Mercury (as Hg)	Zinc (as Zn)	Cadmium (as Cd)	Chromium (as Cr)	Arsenic (as As)
GW1	26.24	18.14	64.1	12.6	BDL	0.26	BDL	BDL	BDL	BDL	BDL
GW2	29.46	23.48	62.3	10.4	BDL	0.21	BDL	BDL	BDL	BDL	BDL
GW3	32.14	21.26	66.9	13.9	BDL	0.26	BDL	BDL	BDL	BDL	BDL
GW4	27.32	25.64	72.1	15.1	BDL	0.19	BDL	BDL	BDL	BDL	BDL
GW5	20.94	23.42	69.8	12.1	BDL	0.20	BDL	BDL	BDL	BDL	BDL
GW6	24.64	18.86	66.5	14.5	BDL	0.24	BDL	BDL	BDL	BDL	BDL
GW7	18.48	20.42	61.9	12.2	BDL	0.27	BDL	BDL	BDL	BDL	BDL
GW8	21.62	17.94	58.3	11.9	BDL	0.22	BDL	BDL	BDL	BDL	BDL
GW9	23.46	19.82	64.7	10.4	BDL	0.18	BDL	BDL	BDL	BDL	BDL
GW10	24.54	20.42	61.9	13.3	BDL	0.19	BDL	BDL	BDL	BDL	BDL
GW11	22.12	24.86	56.3	12.7	BDL	0.24	BDL	BDL	BDL	BDL	BDL
Desirable	75	30	200	45	0.001	0.3	0.001	5	0.003	0.05	0.01
Permissible	200	100	400	No Relaxation	0.002	No Relaxation	No Relaxation	15	No Relaxation	No Relaxation	0.05
Protocol	IS: 3025 (P-40)	IS: 3025 (P-46)	IS: 3025 (P-24)	IS: 3025 (P-34)	IS: 3025 (P-43)	APHA 23 rd Ed.	APHA 23 rd Ed.	APHA 23 rd Ed.	APHA 23 rd Ed.	APHA 23 rd Ed.	APHA 23 rd Ed.

Om
CHECKED BY

AUTHORIZED SIGNATORY

**TEST REPORT**

Parameter	Lead (as Pb)	Boron (as B)	Selenium (as Se*)	FRC	Polycyclic Aromatic Hydrocarbons (PAH*)	Anionic Detergent*	Aluminum (as Al)	Total Coliform
GW1	BDL	0.18	BDL	BDL	BDL	BDL	BDL	Absent
GW2	BDL	0.23	BDL	BDL	BDL	BDL	BDL	Absent
GW3	BDL	0.16	BDL	BDL	BDL	BDL	BDL	Absent
GW4	BDL	0.18	BDL	BDL	BDL	BDL	BDL	Absent
GW5	BDL	0.21	BDL	BDL	BDL	BDL	BDL	Absent
GW6	BDL	0.28	BDL	BDL	BDL	BDL	BDL	Absent
GW7	BDL	0.26	BDL	BDL	BDL	BDL	BDL	Absent
GW8	BDL	0.22	BDL	BDL	BDL	BDL	BDL	Absent
GW9	BDL	0.20	BDL	BDL	BDL	BDL	BDL	Absent
GW10	BDL	0.19	BDL	BDL	BDL	BDL	BDL	Absent
GW11	BDL	0.27	BDL	BDL	BDL	BDL	BDL	Absent
Desirable	0.01	0.5	0.01	0.2	0.0001	0.2	0.03	Absent
	No Relaxation	1.0	No	1.0	No	1.0	0.2	Absent
Permissible								
Protocol	APHA:-23 rd Ed.	IS:-3025 (P:-57)	APHA:-23 rd Ed.	APHA:- 23 rd Ed.	APHA:-23 rd Ed.	IS:-3025 (P:- 68)	APHA:-23 rd Ed.	IS:-15185

Remarks: Test parameters coming in under limit, Prescribe limits are given by MoEF/Central Pollution Control Board.

Notes:

1. The results given above are related to the tested sample, as received & mentioned parameters. The customer asked for the above tests only.
2. Responsibility of the Laboratory is limited to the invoiced amount only.
3. This test report will not be generated again, either wholly or in part, without prior written permission of the laboratory.
4. This test report will not be used for any publicity/legal purpose.
5. The test samples will be disposed off after two weeks from the date of issue of test report, unless until specified by the customer.

[Signature]
CHECKED BY

AUTHORIZED SIGNATORY

**TEST REPORT**

Test Report of	Report Code	Date of Issue
Ground Water	GW-02082024-18	02/08/2024

Issued To:-M/s HPCL-Mittlal Energy Limited, Village:-Phullokhar, Taluka:-Talwandi Saboo, District:-Bathinda (Punjab) India

SAMPLING & ANALYSIS DATA

Sample Collected On : 11/07/2024
Sample Collected By : Laboratory
Sample Description : Ground Water
Sample Quantity/Packing detail : 2.0 lts
Weather Conditions : Normal
Analysis Duration : 13/07/2024 To 02/08/2024

Parameters		Cyanide (as CN*)	Mineral Oil*
GW1		BDL	BDL
GW2		BDL	BDL
GW3		BDL	BDL
GW4		BDL	BDL
GW5		BDL	BDL
GW6		BDL	BDL
GW7		BDL	BDL
GW8		BDL	BDL
GW9		BDL	BDL
GW10		BDL	BDL
GW11		BDL	BDL
IS 10500	Desirable	0.05	0.5
	Permissible	No	No
Protocol		IS:3025 (P-27)	APHA 23rd Ed.

Remark:

GW1: Near Storm Water Pond-South East Side, GW2: Near Storm Water Pond – North East Side, GW3: Near Ecological Pond West Side, GW4: Near Ecological Pond South East Side, GW5: Near Solar Pond South East Side- East Side of Water Block Area, GW6: Near Solar Pond South East Side- North East Side of Water Block Area, GW7: Near RO/DM Plant East Side Area, GW8: Near Secured Landfill Area North Side, GW9: Secured Landfill Area West Side, GW10: Secured Landfill Area South Side, GW11: Near Btp South Side

CHECKED BY**AUTHORIZED SIGNATORY**

**TEST REPORT**


Test Report of	Report Code	Date of Issue
Waste Water	WW-040924-17	04/09/2024

**Issued To:-M/s HPCL-Mittlal Energy Limited, Village:-Phullokhari, Taluka:-Talwandi Saboo,
District:-Bathinda (Punjab) India**

SAMPLING & ANALYSIS DATA

Sample Collected On : 12/08/2024
Sample Collected By : Laboratory
Sample Description : Waste Water (W:-1 ETP Outlet, Inside GGSR)
Sample Quantity/Packing detail : 2.0 lts
Weather Conditions : Normal
Analysis Duration : 15/08/2024 To 04/09/2024

Sr. No.	Parameter	Unit	Result	Permissible	Protocol
			W-1	Limits	
1	pH	...	7.32	6.0-8.5	IS:-3025 (P:-11)
2	Total Suspended Solids (TSS)	mg/L	14.1	20.0	APHA:-23 rd Ed.
3	Chemical Oxygen Demand (COD)	mg/L	61.9	125.0	APHA:-23 rd Ed.
4	Bio-Chemical Oxygen Demand (3 days at 27°C) (BOD)	mg/L	BDL	15.0	IS:-3025 (P:-44)
5	Oil & Grease (O&G)	mg/L	1.25	5.0	APHA:-23 rd Ed.
6	Phenolic Compounds(C ₆ H ₅ OH)	mg/L	0.18	0.35	APHA:-5530:-C
7	Sulphide (S)	mg/L	0.2	0.5	APHA:-23 rd Ed.
8	Total Kjeldahl Nitrogen (NH ₃)	mg/L	0.67	40	APHA:-23 rd Ed.
9	Phosphate	mg/L	1.36	3.0	APHA:-23 rd Ed.
10	Chromium Hexavalent (Cr ⁺⁶)	mg/L	BDL	0.1	APHA:-23 rd Ed.
11	Copper (Cu)	mg/L	BDL	1.0	APHA:-23 rd Ed.
12	Lead (Pb)	mg/L	BDL	0.1	APHA:-23 rd Ed.
13	Mercury (Hg)	mg/L	BDL	0.01	APHA:-23 rd Ed.
14	Zinc (Zn)	mg/L	BDL	5.0	APHA:-23 rd Ed.
15	Nickel (Ni)	mg/L	BDL	1.0	APHA:-23 rd Ed.

CHECKED BY**AUTHORIZED SIGNATORY**

**ALKOM SYNERGY PVT LTD**

Laboratory:- C-212, 2nd & 3rd Floor,
Sector-10, Noida-201301, U.P.(INDIA)
Tel.: 0120-4320319 Mob.:+91-8882196187
Email: info@alkom.in, www.alkomsynergy.com

TEST REPORT

Test Report of	Report Code	Date of Issue
Waste Water	WW-040924-18	04/09/2024

**Issued To:-M/s HPCL-Mittlal Energy Limited, Village:-Phullokhar, Taluka:-Talwandi Saboo,
District:-Bathinda (Punjab) India**

SAMPLING & ANALYSIS DATA

Sample Collected On : 12/08/2024
Sample Collected By : Laboratory
Sample Description : Waste Water (W:-1 ETP Outlet, Inside GGSR)
Sample Quantity/Packing detail : 2.0 lts
Weather Conditions : Normal
Analysis Duration : 15/08/2024 To 04/09/2024

Sr.No.	Parameter	Unit	Result	Permissible Limits	Protocol
			W-1		
16	Ammonia (N)	mg/L	7.39	15.0	APHA:-23 rd Ed.
17	Cyanide (CN)	mg/L	BDL	0.20	APHA:-23 rd Ed.
18	Total Chromium	mg/L	BDL	2.0	APHA:-23 rd Ed.
19	Vanadium (V)	mg/L	BDL	0.2	APHA:-23 rd Ed.
20	Benzene	mg/L	BDL	0.1	USEPA:-8260:-C
21	Benzo(a)-Pyrene	mg/L	BDL	0.2	USEPA:-8260:-C


CHECKED BY

AUTHORIZED SIGNATORY



**ALKOM SYNERGY PVT LTD**

Laboratory:- C-212, 2nd & 3rd Floor,
Sector-10, Nojda-201301, U.P.(INDIA)
Tel.: 0120-4320319 Mob.:+91-8882196187
Email: info@alkom.in, www.alkomsynergy.com

TEST REPORT

Test Report of	Report Code	Date of Issue
Waste Water	WW-040924-19	04/09/2024

Issued To:-M/s HPCL-Mittlal Energy Limited, Village:-Phullokhari, Taluka:-Talwandi Saboo,
District:-Bathinda (Punjab) India

SAMPLING & ANALYSIS DATA

Sample Collected On : 12/08/2024
Sample Collected By : Laboratory
Sample Description : Waste Water (W:-1 ETP Outlet, Inside GGSR)
Sample Quantity/Packing detail : 2.0 lts
Weather Conditions : Normal
Analysis Duration : 15/08/2024 To 04/09/2024

Sr. No.	Parameters	Unit	Test Result	Protocol
			W-1	
1	Bioassay Toxic Test	%	93% Survival of fish after 96 hours in 100% effluent	IS:-6582


CHECKED BY

AUTHORIZED SIGNATORY



**TEST REPORT**

Test Report of	Report Code	Date of Issue
Waste Water	WW-040924-20	04/09/2024

**Issued To:-M/s HPCL-Mittlal Energy Limited, Village:-Phullokhari, Taluka:-Talwandi Saboo,
District:-Bathinda (Punjab) India**

SAMPLING & ANALYSIS DATA

Sample Collected On : 12/08/2024
Sample Collected By : Laboratory
Sample Description : Waste Water (W:-2 STP Outlet, Inside GGSR)
Sample Quantity/Packing detail : 2.0 lts
Weather Conditions : Normal
Analysis Duration : 15/08/2024 To 04/09/2024

Sr. No.	Parameters	Unit	Test Results	Standards	Protocol
			W-2		
1	pH	-	7.49	6.5 to 9.0	APHA:-23 rd Ed.
2	Temperature	°C	26.4	-	APHA:-23 rd Ed.
3	TSS	mg/l	7.1	≤10mg/l	APHA:-23 rd Ed.
4	COD	mg/l	28.5	≤50mg/l	APHA:-23 rd Ed.
5	BOD	mg/l	7.2	≤10mg/l	IS:-3025 (P:-44)
6	O & G	mg/l	BDL	≤5mg/l	APHA:-23 rd Ed.
7	Ammonical Nitrogen as N*	mg/l	1.72	≤5mg/l	APHA:-23 rd Ed.
8	PO4-P*	mg/l	0.46	≤2mg/l	APHA:-23 rd Ed.
9	N-total*	mg/l	5.98	≤10mg/l	APHA:-23 rd Ed.

CHECKED BY**AUTHORIZED SIGNATORY**


TEST REPORT

Test Report of	Report Code	Date of Issue
Ground Water	GW-040924-15	04/09/2024

Issued To:-M/s HPCL-Mittlal Energy Limited, Village:-Phullokhari, Taluka:-Talwandi Saboo, District:-Bathinda (Punjab) India

SAMPLING & ANALYSIS DATA

Sample Collected On : 12/08/2024
Sample Collected By : Laboratory
Sample Description : Ground Water
Sample Quantity/Packing detail : 2.0 lts
Weather Conditions : Normal
Analysis Duration : 15/08/2024 To 04/09/2024

Parameter	pH	Odour	Color	Taste	Temp.	Turbidity	TDS	Alkalinity as (CaCO ₃)	Total Hardness as (CaCO ₃)	Chlorides	Fluorides
Location											
GW1	7.36	Agreeable	<5	Agreeable	26.5	<1	312	156	286	149.2	0.32
GW2	7.24	Agreeable	<5	Agreeable	27.9	<1	389	234	207	153.7	0.29
GW3	7.39	Agreeable	<5	Agreeable	25.5	<1	305	193	234	142.8	0.33
GW4	7.22	Agreeable	<5	Agreeable	28.9	<1	289	248	216	156.2	0.37
GW5	7.29	Agreeable	<5	Agreeable	26.4	<1	326	187	289	241.8	0.22
GW6	7.31	Agreeable	<5	Agreeable	27.1	<1	272	159	164	197.6	0.26
GW7	7.36	Agreeable	<5	Agreeable	26.3	<1	261	193	186	205.1	0.28
GW8	7.28	Agreeable	<5	Agreeable	27.4	<1	309	218	202	173.2	0.21
GW9	7.30	Agreeable	<5	Agreeable	26.3	<1	293	205	273	186.7	0.24
GW10	7.35	Agreeable	<5	Agreeable	24.1	<1	276	198	251	204.1	0.26
GW11	7.27	Agreeable	<5	Agreeable	25.9	<1	318	256	208	193.4	0.21
Desirable	6.5-8.5	Agreeable	5	Agreeable		1.0	500	200	200	250	1.0
Permissible	6.5-8.5	Agreeable	15	Agreeable	-	5.0	2000	600	600	1000	1.5
Protocol	IS:-3025 (P-11)	IS:-3025 (P:-5)	IS:-3025 (P:-4)	IS:-3025 (P:-7)	IS:-3025 (P:-9)	IS:-3025 (P:-10)	IS:-3025 (P:-16)	IS:-3025 (P:-23)	IS:-3025 (P:-21)	IS:-3025 (P:-32)	IS:-3025 (P:-60)


TEST REPORT

Parameter	Calcium as Ca	Magnesium as Mg	Sulphate	Nitrates	Phenolic Compounds	Iron (as Fe)	Mercury (as Hg)	Zinc (as Zn)	Cadmium (as Cd)	Chromium (as Cr)	Arsenic (as As)
GW1	22.93	18.41	67.3	13.5	BDL	0.18	BDL	BDL	BDL	BDL	BDL
GW2	26.12	21.67	76.8	16.1	BDL	0.26	BDL	BDL	BDL	BDL	BDL
GW3	25.89	19.73	71.9	14.6	BDL	0.24	BDL	BDL	BDL	BDL	BDL
GW4	21.61	24.49	73.4	17.9	BDL	0.25	BDL	BDL	BDL	BDL	BDL
GW5	25.27	20.15	72.9	15.2	BDL	0.27	BDL	BDL	BDL	BDL	BDL
GW6	23.49	23.37	68.4	14.8	BDL	0.29	BDL	BDL	BDL	BDL	BDL
GW7	20.97	19.81	72.6	19.5	BDL	0.20	BDL	BDL	BDL	BDL	BDL
GW8	25.16	22.87	70.1	16.4	BDL	0.25	BDL	BDL	BDL	BDL	BDL
GW9	22.43	25.19	69.4	17.3	BDL	0.22	BDL	BDL	BDL	BDL	BDL
GW10	20.16	18.67	66.5	18.9	BDL	0.26	BDL	BDL	BDL	BDL	BDL
GW11	24.87	21.29	69.2	20.4	BDL	0.23	BDL	BDL	BDL	BDL	BDL
Desirable	75	30	200	45	0.001	0.3	0.001	5	0.003	0.05	0.01
Permissible	200	100	400	No Relaxation	0.002	No Relaxation	No Relaxation	15	No Relaxation	No Relaxation	0.05
Protocol	IS: 3025 (P-40)	IS: 3025 (P-46)	IS:3025 (P-24)	IS: 3025 (P-34)	IS:3025 (P-43)	APHA 23 rd Ed.	APHA 23 rd Ed.	APHA 23 rd Ed.	APHA 23 rd Ed.	APHA 23 rd Ed.	APHA 23 rd Ed.


CHECKED BY

AUTHORIZED SIGNATORY





TEST REPORT

Parameter	Lead (as Pb)	Boron (as B)	Selenium (as Se*)	FRC	Polycyclic Aromatic Hydrocarbons (PAH*)	Anionic Detergent*	Aluminum (as Al)	Total Coliform
GW1	BDL	0.22	BDL	BDL	BDL	BDL	BDL	Absent
GW2	BDL	0.31	BDL	BDL	BDL	BDL	BDL	Absent
GW3	BDL	0.26	BDL	BDL	BDL	BDL	BDL	Absent
GW4	BDL	0.29	BDL	BDL	BDL	BDL	BDL	Absent
GW5	BDL	0.32	BDL	BDL	BDL	BDL	BDL	Absent
GW6	BDL	0.19	BDL	BDL	BDL	BDL	BDL	Absent
GW7	BDL	0.22	BDL	BDL	BDL	BDL	BDL	Absent
GW8	BDL	0.27	BDL	BDL	BDL	BDL	BDL	Absent
GW9	BDL	0.31	BDL	BDL	BDL	BDL	BDL	Absent
GW10	BDL	0.28	BDL	BDL	BDL	BDL	BDL	Absent
GW11	BDL	0.24	BDL	BDL	BDL	BDL	BDL	Absent
Desirable	0.01	0.5	0.01	0.2	0.0001	0.2	0.03	Absent
	No Relaxation	1.0	No	1.0	No	1.0	0.2	Absent
Permissible								
Protocol	APHA:-23 rd Ed.	IS:-3025 (P:-57)	APHA:-23 rd Ed.	APHA:- 23 rd Ed.	APHA:-23 rd Ed.	IS:-3025 (P:- 68)	APHA:-23 rd Ed.	IS:-15185

Remarks: Test parameters coming in under limit, Prescribe limits are given by MoEF/Central Pollution Control Board.

Notes:

1. The results given above are related to the tested sample, as received & mentioned parameters. The customer asked for the above tests only.
2. Responsibility of the Laboratory is limited to the invoiced amount only.
3. This test report will not be generated again, either wholly or in part, without prior written permission of the laboratory.
4. This test report will not be used for any publicity/legal purpose.
5. The test samples will be disposed off after two weeks from the date of issue of test report, unless until specified by the customer.

[Signature]
CHECKED BY

AUTHORIZED SIGNATORY



**ALKOM SYNERGY PVT LTD**

Laboratory:- C-212, 2nd & 3rd Floor,
Sector-10, Noida-201301, U.P.(INDIA)
Tel.: 0120-4320319 **Mob.:** +91-8882196187
Email: info@alkom.in, www.alkomsynergy.com

TEST REPORT

Test Report of	Report Code	Date of Issue
Ground Water	GW-040924-16	04/09/2024

Issued To:-M/s HPCL-Mittlal Energy Limited, Village:-Phullokhari, Taluka:-Talwandi Saboo, District:-Bathinda (Punjab) India

SAMPLING & ANALYSIS DATA

Sample Collected On : 12/08/2024
Sample Collected By : Laboratory
Sample Description : Ground Water
Sample Quantity/Packing detail : 2.0 lts
Weather Conditions : Normal
Analysis Duration : 15/08/2024 To 04/09/2024

Parameters		Cyanide (as CN*)	Mineral Oil*
GW1		BDL	BDL
GW2		BDL	BDL
GW3		BDL	BDL
GW4		BDL	BDL
GW5		BDL	BDL
GW6		BDL	BDL
GW7		BDL	BDL
GW8		BDL	BDL
GW9		BDL	BDL
GW10		BDL	BDL
GW11		BDL	BDL
IS 10500	Desirable	0.05	0.5
	Permissible	No	No
Protocol		IS:3025 (P-27)	APHA 23rd Ed.

Remark:

GW1: Near Storm Water Pond-South East Side, GW2: Near Storm Water Pond – North East Side, GW3: Near Ecological Pond West Side, GW4: Near Ecological Pond South East Side, GW5: Near Solar Pond South East Side- East Side of Water Block Area, GW6: Near Solar Pond South East Side- North East Side of Water Block Area, GW7: Near RO/DM Plant East Side Area, GW8: Near Secured Landfill Area North Side, GW9: Secured Landfill Area West Side, GW10: Secured Landfill Area South Side, GW11: Near Etp South Side

CHECKED BY**AUTHORIZED SIGNATORY**

**TEST REPORT**

Test Report of	Report Code	Date of Issue
Waste Water	WW-071024-19	07/10/2024

**Issued To:-M/s HPCL-Mittlal Energy Limited, Village:-Phullokhari, Taluka:-Talwandi Saboo,
District:-Bathinda (Punjab) India**

SAMPLING & ANALYSIS DATA

Sample Collected On : 26/09/2024
Sample Collected By : Laboratory
Sample Description : Waste Water (W:-1 ETP Outlet, Inside GGSR)
Sample Quantity/Packing detail : 2.0 lts
Weather Conditions : Normal
Analysis Duration : 28/09/2024 To 07/10/2024

Sr. No.	Parameter	Unit	Result	Permissible	Protocol
			W-1	Limits	
1	pH	...	7.48	6.0-8.5	IS:-3025 (P:-11)
2	Total Suspended Solids (TSS)	mg/L	15.9	20.0	APHA:-23 rd Ed.
3	Chemical Oxygen Demand (COD)	mg/L	63.8	125.0	APHA:-23 rd Ed.
4	Bio-Chemical Oxygen Demand (3 days at 27°C) (BOD)	mg/L	BDL	15.0	IS:-3025 (P:-44)
5	Oil & Grease (O&G)	mg/L	1.43	5.0	APHA:-23 rd Ed.
6	Phenolic Compounds(C ₆ H ₅ OH)	mg/L	0.22	0.35	APHA:-5530:-C
7	Sulphide (S)	mg/L	0.3	0.5	APHA:-23 rd Ed.
8	Total Kjeldahl Nitrogen (NH ₃)	mg/L	0.79	40	APHA:-23 rd Ed.
9	Phosphate	mg/L	1.45	3.0	APHA:-23 rd Ed.
10	Chromium Hexavalent (Cr ⁺⁶)	mg/L	BDL	0.1	APHA:-23 rd Ed.
11	Copper (Cu)	mg/L	BDL	1.0	APHA:-23 rd Ed.
12	Lead (Pb)	mg/L	BDL	0.1	APHA:-23 rd Ed.
13	Mercury (Hg)	mg/L	BDL	0.01	APHA:-23 rd Ed.
14	Zinc (Zn)	mg/L	BDL	5.0	APHA:-23 rd Ed.
15	Nickel (Ni)	mg/L	BDL	1.0	APHA:-23 rd Ed.

End of Report

CHECKED BY

AUTHORIZED SIGNATORY



**TEST REPORT**

Test Report of	Report Code	Date of Issue
Waste Water	WW-071024-20	07/10/2024

Issued To:-M/s HPCL-Mittlal Energy Limited, Village:-Phullokhari, Taluka:-Talwandi Saboo,
District:-Bathinda (Punjab) India

SAMPLING & ANALYSIS DATA

Sample Collected On : 26/09/2024
Sample Collected By : Laboratory
Sample Description : Waste Water (W:-1 ETP Outlet, Inside GGSR)
Sample Quantity/Packing detail : 2.0 lts
Weather Conditions : Normal
Analysis Duration : 28/09/2024 To 07/10/2024

Sr.No.	Parameter	Unit	Result	Permissible Limits	Protocol
			W-1		
16	Ammonia (N)	mg/L	7.51	15.0	APHA:-23 rd Ed.
17	Cyanide (CN)	mg/L	BDL	0.20	APHA:-23 rd Ed.
18	Total Chromium	mg/L	BDL	2.0	APHA:-23 rd Ed.
19	Vanadium (V)	mg/L	BDL	0.2	APHA:-23 rd Ed.
20	Benzene	mg/L	BDL	0.1	USEPA:-8260:-C
21	Benzo(a)-Pyreen	mg/L	BDL	0.2	USEPA:-8260:-C

End of Report


CHECKED BY

AUTHORIZED SIGNATORY



**ALKOM SYNERGY PVT LTD**

Laboratory:- C-212, 2nd & 3rd Floor,
Sector-10, Noida-201301, U.P.(INDIA)
Tel.: 0120-4320319 Mob.:+91-8882196187
Email: info@alkom.in, www.alkomsynergy.com

TEST REPORT

Test Report of	Report Code	Date of Issue
Waste Water	WW-071024-21	07/10/2024

**Issued To:-M/s HPCL-Mittlal Energy Limited, Village:-Phullokhari, Taluka:-Talwandi Saboo,
District:-Bathinda (Punjab) India**

SAMPLING & ANALYSIS DATA

Sample Collected On : 26/09/2024
Sample Collected By : Laboratory
Sample Description : Waste Water (W:-1 ETP Outlet, Inside GGSR)
Sample Quantity/Packing detail : 2.0 lts
Weather Conditions : Normal
Analysis Duration : 28/09/2024 To 07/10/2024

Sr. No.	Parameters	Unit	Test Result	Protocol
			W-1	
1	Bioassay Toxic Test	%	95% Survival of fish after 96 hours in 100% effluent	IS:-6582

End of Report


CHECKED BY

AUTHORIZED SIGNATORY



**TEST REPORT**

Test Report of	Report Code	Date of Issue
Waste Water	WW-071024-22	07/10/2024

Issued To:-M/s HPCL-Mittlall Energy Limited, Village:-Phullokhari, Taluka:-Talwandi Saboo,
District:-Bathinda (Punjab) India

SAMPLING & ANALYSIS DATA

Sample Collected On : 26/09/2024
Sample Collected By : Laboratory
Sample Description : **Waste Water (W:-2 STP Outlet, Inside GGSR)**
Sample Quantity/Packing detail : 2.0 lts
Weather Conditions : Normal
Analysis Duration : 28/09/2024 To 07/10/2024

Sr. No.	Parameters	Unit	Test Results	Standards	Protocol
			W-2		
1	pH	-	7.51	6.5 to 9.0	APHA:-23 rd Ed.
2	Temperature	°C	25.3	-	APHA:-23 rd Ed.
3	TSS	mg/l	8.2	≤10mg/l	APHA:-23 rd Ed.
4	COD	mg/l	29.7	≤50mg/l	APHA:-23 rd Ed.
5	BOD	mg/l	8.1	≤10mg/l	IS:-3025 (P:-44)
6	O & G	mg/l	BDL	≤5mg/l	APHA:-23 rd Ed.
7	Ammonical Nitrogen as N*	mg/l	1.83	≤5mg/l	APHA:-23 rd Ed.
8	PO ₄ -P*	mg/l	0.58	≤2mg/l	APHA:-23 rd Ed.
9	N-total*	mg/l	6.12	≤10mg/l	APHA:-23 rd Ed.

End of Report

CHECKED BY

AUTHORIZED SIGNATORY





TEST REPORT

Test Report of	Report Code	Date of Issue
Ground Water	GW-071024-17	07/10/2024

Issued To:-M/s HPCL-Mittlall Energy Limited, Village:-Phullokhar, Taluka:-Talwandi Saboo, District:-Bathinda (Punjab) India

SAMPLING & ANALYSIS DATA

Sample Collected On : 26/09/2024
Sample Collected By : Laboratory
Sample Description : Ground Water
Sample Quantity/Packing detail : 2.0 lts
Weather Conditions : Normal
Analysis Duration : 28/09/2024 To 07/10/2024

Parameter	pH	Odour	Color	Taste	Temp.	Turbidity	TDS	Alkalinity as (CaCO ₃)	Total Hardness as (CaCO ₃)	Chlorides	Fluorides
Location											
GW1	7.41	Agreeable	<5	Agreeable	24.1	<1	319	146	289	148.1	0.31
GW2	7.29	Agreeable	<5	Agreeable	26.3	<1	379	241	201	154.2	0.25
GW3	7.31	Agreeable	<5	Agreeable	27.4	<1	310	198	241	143.2	0.31
GW4	7.40	Agreeable	<5	Agreeable	25.9	<1	298	239	210	151.2	0.36
GW5	7.36	Agreeable	<5	Agreeable	26.4	<1	319	186	291	240.1	0.26
GW6	7.39	Agreeable	<5	Agreeable	28.9	<1	289	165	155	198.1	0.24
GW7	7.29	Agreeable	<5	Agreeable	25.6	<1	255	201	180	207.2	0.27
GW8	7.21	Agreeable	<5	Agreeable	27.2	<1	319	211	209	175.2	0.22
GW9	7.33	Agreeable	<5	Agreeable	26.5	<1	301	208	286	184.7	0.28
GW10	7.29	Agreeable	<5	Agreeable	26.8	<1	286	190	265	205.2	0.30
GW11	7.38	Agreeable	<5	Agreeable	26.1	<1	325	266	215	194.8	0.29
Desirable	6.5-8.5	Agreeable	<5	Agreeable	-	<1	500	200	200	250	1.0
Permissible	6.5-8.5	Agreeable	15	Agreeable	-	5.0	2000	600	600	1000	1.5
Protocol	IS:-3025 (P-11)	IS:-3025 (P:-5)	IS:-3025 (P:-4)	IS:-3025 (P:-7)	IS:-3025 (P:-9)	IS:-3025 (P:-10)	IS:-3025 (P-16)	IS:-3025 (P:-23)	IS:-3025 (P:-21)	IS:-3025 (P:-32)	IS:-3025 (P:-60)



TEST REPORT

Parameter	Calcium as Ca	Magnesium as Mg	Sulphate	Nitrates	Phenolic Compounds	Iron (as Fe)	Mercury (as Hg)	Zinc (as Zn)	Cadmium (as Cd)	Chromium (as Cr)	Arsenic (as As)
GW1	25.22	21.25	70.9	17.4	BDL	0.20	BDL	BDL	BDL	BDL	BDL
GW2	23.75	25.66	69.5	18.5	BDL	0.24	BDL	BDL	BDL	BDL	BDL
GW3	28.31	22.53	66.9	17.7	BDL	0.28	BDL	BDL	BDL	BDL	BDL
GW4	26.18	19.98	75.5	20.9	BDL	0.21	BDL	BDL	BDL	BDL	BDL
GW5	22.98	24.79	67.1	13.1	BDL	0.22	BDL	BDL	BDL	BDL	BDL
GW6	27.86	18.75	72.8	16.2	BDL	0.17	BDL	BDL	BDL	BDL	BDL
GW7	21.45	22.39	65.9	14.2	BDL	0.19	BDL	BDL	BDL	BDL	BDL
GW8	23.89	24.54	76.2	15.9	BDL	0.21	BDL	BDL	BDL	BDL	BDL
GW9	20.43	19.73	73.4	14.9	BDL	0.17	BDL	BDL	BDL	BDL	BDL
GW10	18.98	20.19	70.6	15.9	BDL	0.20	BDL	BDL	BDL	BDL	BDL
GW11	28.12	23.99	74.3	16.8	BDL	0.28	BDL	BDL	BDL	BDL	BDL
Desirable	75	30	200	45	0.001	0.3	0.001	5	0.003	0.05	0.01
Permissible	200	100	400	No Relaxation	0.002	No Relaxation	No Relaxation	15	No Relaxation	No Relaxation	0.05
Protocol	IS: 3025 (P-40)	IS: 3025 (P-46)	IS:3025 (P-24)	IS: 3025 (P-34)	IS:3025 (P-43)	APHA 23 rd Ed.	APHA 23 rd Ed.	APHA 23 rd Ed.	APHA 23 rd Ed.	APHA 23 rd Ed.	APHA 23 rd Ed.

End of Report

[Signature]
CHECKED BY

AUTHORIZED SIGNATORY





TEST REPORT

Parameter	Lead (as Pb)	Boron (as B)	Selenium (as Se*)	FRC	Polycyclic Aromatic Hydrocarbons (PAH*)	Anionic Detergent*	Aluminum (as Al)	Total Coliform
GW1	BDL	0.13	BDL	BDL	BDL	BDL	BDL	Absent
GW2	BDL	0.18	BDL	BDL	BDL	BDL	BDL	Absent
GW3	BDL	0.32	BDL	BDL	BDL	BDL	BDL	Absent
GW4	BDL	0.29	BDL	BDL	BDL	BDL	BDL	Absent
GW5	BDL	0.22	BDL	BDL	BDL	BDL	BDL	Absent
GW6	BDL	0.25	BDL	BDL	BDL	BDL	BDL	Absent
GW7	BDL	0.17	BDL	BDL	BDL	BDL	BDL	Absent
GW8	BDL	0.23	BDL	BDL	BDL	BDL	BDL	Absent
GW9	BDL	0.34	BDL	BDL	BDL	BDL	BDL	Absent
GW10	BDL	0.31	BDL	BDL	BDL	BDL	BDL	Absent
GW11	BDL	0.30	BDL	BDL	BDL	BDL	BDL	Absent
Desirable	0.01	0.5	0.01	0.2	0.0001	0.2	0.03	Absent
	No Relaxation	1.0	No	1.0	No	1.0	0.2	Absent
Permissible								
Protocol	APHA:-23 rd Ed.	IS:-3025 (P:-57)	APHA:-23 rd Ed.	APHA:- 23 rd Ed.	APHA:-23 rd Ed.	IS:-3025 (P:- 68)	APHA:-23 rd Ed.	IS:-15185

Remarks: Test parameters coming in under limit, Prescribe limits are given by MoEF/Central Pollution Control Board.


Notes:

1. The results given above are related to the tested sample, as received & mentioned parameters. The customer asked for the above tests only.
2. Responsibility of the Laboratory is limited to the invoiced amount only.
3. This test report will not be generated again, either wholly or in part, without prior written permission of the laboratory.
4. This test report will not be used for any publicity/legal purpose.
5. The test samples will be disposed off after two weeks from the date of issue of test report, unless until specified by the customer.

CHECKED BY

End of Report

AUTHORIZED SIGNATORY





TEST REPORT

Test Report of	Report Code	Date of Issue
Ground Water	GW-071024-18	07/10/2024

Issued To:-M/s HPCL-Mittlal Energy Limited, Village:-Phullokhari, Taluka:-Talwandi Saboo, District:-Bathinda (Punjab) India

SAMPLING & ANALYSIS DATA

Sample Collected On : 26/09/2024
Sample Collected By : Laboratory
Sample Description : Ground Water
Sample Quantity/Packing detail : 2.0 lts
Weather Conditions : Normal
Analysis Duration : 28/09/2024 To 07/10/2024

Parameters		Cyanide (as CN*)	Mineral Oil*
GW1		BDL	BDL
GW2		BDL	BDL
GW3		BDL	BDL
GW4		BDL	BDL
GW5		BDL	BDL
GW6		BDL	BDL
GW7		BDL	BDL
GW8		BDL	BDL
GW9		BDL	BDL
GW10		BDL	BDL
GW11		BDL	BDL
IS 10500	Desirable	0.05	0.5
	Permissible	No	No
Protocol		IS:3025 (P-27)	APHA 23rd Ed.

Remark:

GW1: Near Storm Water Pond-South East Side, GW2: Near Storm Water Pond – North East Side, GW3: Near Ecological Pond West Side, GW4: Near Ecological Pond South East Side, GW5: Near Solar Pond South East Side- East Side of Water Block Area, GW6: Near Solar Pond South East Side- North East Side of Water Block Area, GW7: Near RO/DM Plant East Side Area, GW8: Near Secured Landfill Area North Side, GW9: Secured Landfill Area West Side, GW10: Secured Landfill Area South Side, GW11: Near Etp South Side

CHECKED BY

AUTHORIZED SIGNATORY



ANNEXURE-VII





Duration=1st April 24 to 30th September 24					
Station= ETP (Refinery)					
April					
SR.no	Parameter	Minimum	Maximum	Average	CPCB Std.
1	COD	60.06	69.77	65.00	125
2	BOD	6	8	7	15
3	TSS	4.01	5.95	5	20
4	PH	6.27	7.88	7	6-8.5
5	FLOW	220	320	290	N/A
May					
SR.no	Parameter	Minimum	Maximum	Average	CPCB Std.
1	COD	62.5	67.52	65	125
2	BOD	6.50	7.50	7	15
3	TSS	4.5	5.5	5	20
4	PH	7.1	7.5	7.3	6-8.5
5	FLOW	215	328	270	N/A
June					
SR.no	Parameter	Minimum	Maximum	Average	CPCB Std.
1	COD	60	70	65	125
2	BOD	6	8	7	15
3	TSS	4	6	5	20
4	PH	7.2	7.6	7.3	6-8.5
5	FLOW	225	339	287	N/A
July					
SR.no	Parameter	Minimum	Maximum	Average	CPCB Std.
1	COD	60	70	64	125
2	BOD	6.09	6.8	6.99	15
3	TSS	4.09	5.8	4.99	20
4	PH	7.2	7.5	7.3	6-8.5
5	FLOW	219	333	294	N/A
August					
SR.no	Parameter	Minimum	Maximum	Average	CPCB Std.
1	COD	60.6	69.38	64.98	125
2	BOD	6.1	7.8	7	15
3	TSS	4.13	5.88	4.9	20
4	PH	7.2	7.5	7.3	6-8.5
5	FLOW	229	334	289	N/A
September					
SR.no	Parameter	Minimum	Maximum	Average	CPCB Std.
1	COD	62.9	67.2	65	125
2	BOD	6.5	7.4	7.1	15
3	TSS	4.5	5.4	5.1	20
4	PH	7.24	7.60	7.39	6-8.5
5	FLOW	231	341	293	N/A

ANNEXURE-VIII

Annexure-VIII

Activities undertaken for improving socio-economic condition in the surrounding areas from Apr'24 to Sep'2024		
CSR Pillars	Beneficiaries	Remarks
Community Healthcare & Hygiene	8532	Medical camps; Road cleaning and Housekeeping; Support of Mobile Toilets; Promoting Sports among youth; Fogging and Sanitation support in vicinity villages
Livelihood and Sustainable Development	1550	Women Empowerment initiatives; Women Entrepreneurship initiatives; Animal Camp
Total	18057	

Photographs for activities undertaken for improving socio-economic condition in the surrounding areas from Apr'24 to Sep'2024







<p>Livelihood and Sustainable Development (Women Empowerment initiatives)</p>	<p>Livelihood and Sustainable Development (Women Entrepreneurship initiatives)</p>
	
<p>Community Healthcare & Hygiene (Medical Camp)</p>	<p>Community Healthcare & Hygiene (Promoting Sports among Youth)</p>
	

ANNEXURE-IX

Annexure-IX

Activities undertaken for community welfare including eco-developmental measures in the surrounding areas from Apr'2024' to Sep'24		
CSR Pillars	Beneficiaries	Remarks
Education Development	13600	Drinking Water arrangement in schools; Coaching for Underprivileged Students for higher studies in Engineering institutions; Library books for Govt. schools; Installed Rides & Swing (Play equipment); Sports and Drawing Competition for Govt. Schools;
Community infrastructure and Environment	1500	Community level rural development work;
Total	15100	

Photographs for activities undertaken for community welfare including eco-developmental measures

<p align="center">Education Development (Library books for Govt. schools)</p>	<p align="center">Education Development (Drinking Water arrangement)</p>
	
<p align="center">Education Development (Scholarship to Meritorious Students)</p>	<p align="center">Education Development (Drawing competition)</p>
	
<p align="center">Community infrastructure and Environment (Tree plantation)</p>	<p align="center">Community infrastructure and Environment (Concrete Benches)</p>
	

ANNEXURE-X



PUNJAB POLLUTION CONTROL BOARD

Invest Punjab, PBIP, Udyog Bhawan, Sector 17, Chandigarh.

Website:- www.ppcb.gov.in

Office Dispatch No :

Registered/Speed Post

Date:

Industry Registration ID: R12BTI44706

Application No : 19563058

To,

Sanket Thapar
Hpcl-mittal Energy Limited, guru Gobind Singh Refinery Project, village Phullokari, taluka Talwandi Saboo,
District Bathinda.
Bathinda, Bathinda-151301

Subject: Grant Varied 'Consent to Operate' u/s 21 of Air (Prevention & Control of Pollution) Act, 1981 for discharge of emissions arising out of premises.

With reference to your application for obtaining Varied 'Consent to Operate' u/s 21 of Air (Prevention & Control of Pollution) Act, 1981, you are hereby, authorized to operate an industrial unit for discharge of the emission(s) arising out of your premises subject to the Terms and Conditions as mentioned in this Certificate.

1. Particulars of Consent to Operate under Air Act, 1981 granted to the industry

Consent to Operate Certificate No.	CTOA/Varied/BTI/2022/19563058
Date of issue :	24/09/2022
Date of expiry :	31/03/2025
Certificate Type :	Varied
Previous CTO No. & Validity :	CTOA/Varied/BTI/2022/18070511 From: 09/05/2022 To: 30/09/2022

2. Particulars of the Industry

Name & Designation of the Applicant	Sanket Thapar, (Deputy General Manager)
Address of Industrial premises	Hpcl-mittal Energy Limited (guru Gobind Singh Refinery), Village Phullokari, taluka Talwandi Saboo,, Talwandi Sabo, Bathinda-151301
Capital Investment of the Industry	4245260.0 lakhs
Category of Industry	Red
Type of Industry	Oil Refinery
Scale of the Industry	Large
Office District	Bathinda
Consent Fee Details	Bathinda Consent Fee Details Rs. 86,40,000/- through online vide R.no. SBINR12022012763913575 dated 27.01.2022 under Air Act, 1981, against the fixed assets of Rs. 4245759/-, which is adequate upto 31.03.2025

"This is computer generated document from OCMMS by PPCB"

Hpcl-mittal Energy Limited (guru Gobind Singh Refinery), Village Phullokari, taluka Talwandi Saboo,, Talwandi Sabo, Bathinda, 151301

Page 1

Raw Materials (Name with Quantity per day)	<i>Crude Oil @33750Metric Tonnes/Day</i>
Products (Name with Quantity per day)	<i>LPG @1780Metric Tonnes/Day</i> <i>Naphtha @0Metric Tonnes/Day</i> <i>Gasoline @2980Metric Tonnes/Day</i> <i>ATF @1200Metric Tonnes/Day</i> <i>Kerosene @300Metric Tonnes/Day</i> <i>Diesel @11838Metric Tonnes/Day</i> <i>Sulphur @641Metric Tonnes/Day</i> <i>Coke @1695Metric Tonnes/Day</i> <i>Hexane @15Metric Tonnes/Day</i> <i>Poly Propylene @1400Metric Tonnes/Day</i> <i>Motor Turpentine Oil @75Metric Tonnes/Day</i> <i>Bitumen @1500Metric Tonnes/Day</i> <i>HDPE/LLDPE @3586Metric Tonnes/Day</i> <i>PP-Regular @974Metric Tonnes/Day</i> <i>PP-Impact @450Metric Tonnes/Day</i> <i>Benzene @237Metric Tonnes/Day</i> <i>Mixed Xylenes @483Metric Tonnes/Day</i> <i>Low Sulphur Fuel Oil @45Metric Tonnes/Day</i>
By-products, if any, (Name with Quantity per day)	<i>As per the application form.</i>
Details of the machinery and process	<i>As per documents appended with application.</i>
Quantity of fuel required (in TPD) and capacity of boilers/ Furnace/Thermo heater etc.	<ul style="list-style-type: none"> • <i>Fuel Oil for 4 no. boilers of capacity 240 TPH each.</i> • <i>Pet coke / coal for 2 no. boilers of capacity 300 TPH each.</i> • <i>HSD for 3 no. DG sets of capacity 8250 KVA, 3520 KVA & 1010 KVA.</i> • <i>Natural Gas for furnaces / Units</i>
Type of Air Pollution Control Devices to be installed	<ul style="list-style-type: none"> • <i>Low Nox burner with 4 no boilers of capacity 240 TPH each.</i> • <i>Separate ESP for 2 no. boilers of capacity 300 TPH each.</i> • <i>Canopies with DG sets of capacity 8250 KVA, 3520 KVA & 1010 KVA.</i>

"This is computer generated document from OCMMS by PPCB"

Hpcl-mittal Energy Limited (guru Gobind Singh Refinery), Village Phullokari,taluka Talwandi Saboo,,Talwandi Sabo,Bathinda,151301

Page2

<p>Stack height provided with each boiler/thermo heater/Furnace etc.</p>	<p>CDU/VDU85(Ground Level)/80(Roof Level) VGO-HDT Common Stack65(Ground Level)/60(Roof Level) DCU Heater Flue Gas Stack65(Ground Level)/60(Roof Level) DHDT-1 Reactor Feed Heater Stack-50775(Ground Level)/70(Roof Level) DHDT-2 Stack 60760(Ground Level)/55(Roof Level) HGU Flue Gas Stack Train 165(Ground Level)/60(Roof Level) HGU Flue Gas Stack Train 265(Ground Level)/60(Roof Level) Naphtha Superheater Stack30(Ground Level)/25(Roof Level) FCCU Furnace Stack80(Ground Level)/75(Roof Level) FCC Regenerator Flue Gas Stack42(Ground Level)/37(Roof Level) SRU Incinerator Train 1100(Ground Level)/88(Roof Level) SRU Incinerator Train 2100(Ground Level)/88(Roof Level) NHT reactor Heater Stack50(Ground Level)/45(Roof Level) CCR Common Stack68(Ground Level)/63(Roof Level) Bitumen Blowing Unit (BBU) Stack60(Ground Level)/55(Roof Level) UB-1100(Ground Level)/95(Roof Level) UB-2100(Ground Level)/95(Roof Level) UB-3100(Ground Level)/95(Roof Level) UB-4100(Ground Level)/95(Roof Level) UB-5130(Ground Level)/125(Roof Level) UB-6130(Ground Level)/125(Roof Level) HRSG-135(Ground Level)/30(Roof Level) HRSG-235(Ground Level)/30(Roof Level) FF-111170(Ground Level)/60(Roof Level) FF-111270(Ground Level)/60(Roof Level) FF-111370(Ground Level)/60(Roof Level) FF-111470(Ground Level)/60(Roof Level) FF-111570(Ground Level)/60(Roof Level) FF-111670(Ground Level)/60(Roof Level) FF-111770(Ground Level)/60(Roof Level)</p>
<p>Sources of emissions and type of pollutants</p>	<p>CDU/VDUSO₂/NO_x/CO/SPM FCCU HeaterSO₂/NO_x/CO/SPM FCCU -RegenerationSO₂/NO_x/CO/SPM HGU Train-1SO₂/NO_x/CO/SPM HGU Train-2SO₂/NO_x/CO/SPM Naphtha Superheater StackSO₂/NO_x/CO/SPM NHT Reactor Heater StackSO₂/NO_x/CO/SPM CCR Common StackSO₂/NO_x/CO/SPM SRU-525 StackSO₂/NO_x/CO SRU-524 StackSO₂/NO_x/CO VGO-HDT Common StackSO₂/NO_x/CO/SPM DHDT-I (507)SO₂/NO_x/CO/SPM DHDT-II (607)SO₂/NO_x/CO/SPM DCU Heater Flue Gas StackSO₂/NO_x/CO/SPM UB-1SO₂/NO_x/CO/SPM UB-2SO₂/NO_x/CO/SPM UB-3SO₂/NO_x/CO/SPM UB-4SO₂/NO_x/CO/SPM UB-5SO₂/NO_x/CO/SPM UB-6SO₂/NO_x/CO/SPM HRSG-1SO₂/NO_x/CO/SPM HRSG-2SO₂/NO_x/CO/SPM Bitumen Blowing Unit (BBU)SO₂/NO_x/CO/SPM FF-1111SO₂/NO_x/CO/SPM FF-1112SO₂/NO_x/CO/SPM FF-1113SO₂/NO_x/CO/SPM FF-1114SO₂/NO_x/CO/SPM FF-1115SO₂/NO_x/CO/SPM FF-1116SO₂/NO_x/CO/SPM FF-1117SO₂/NO_x/CO/SPM</p>
<p>Standards to be achieved under Air(Prevention & Control of Pollution) Act, 1981</p>	<p>As prescribed by the CPCB/Board/ MoEF&CC</p>

"This is computer generated document from OCMMS by PPCB"



24/09/2022

(Kamal Singla)
Environmental Engineer

For & on behalf

of

(Punjab Pollution Control Board)

Endst. No.:

Dated:

A copy of the above is forwarded to the following for information and necessary action please:

1. Senior Environmental Engineer, Zonal Office, Bathinda.
2. Environmental Engineer, Regional Office, Bathinda, with the request to personally ensure that the industry shall make the compliance of EC conditions & other special conditions within stipulated time period.



24/09/2022

(Kamal Singla)
Environmental Engineer

For & on behalf

of

(Punjab Pollution Control Board)

"This is computer generated document from OCMMS by PPCB"

Hpcl-mittal Energy Limited (guru Gobind Singh Refinery), Village Phullokari, taluka Talwandi Saboo,, Talwandi Sabo, Bathinda, 151301

Page 4

TERMS AND CONDITIONS

A. GENERAL CONDITIONS

1. This consent is not valid for getting power load from the Punjab State Power Corporation Ltd. or for getting loan from the financial institutions.
2. The industry shall apply for renewal /extension of consent at least two months before expiry of the consent.
3. The industry shall not violate any of the norms prescribed under the Air (Prevention & Control of Pollution) Act, 1981, failing which, the consent shall be cancelled / revoked.
4. The achievement of adequacy and efficiency of the air pollution control devices installed shall be the entire responsibility of the industry
5. The authorized fuel being used shall not be changed without the prior written permission of the Board.
6. The industry shall not discharge any fugitive emissions. All gases shall be emitted through a stack of suitable height, as per the norms fixed by the Board from time to time.
7. The industry shall provide port-holes, platforms and/or other necessary facilities as may be required for collecting samples of emissions from any chimney, flue or duct or any other outlets.

Specifications of the port-holes shall be as under:-

- i) The sampling ports shall be provided atleast 8 times chimney diameter downstream and 2 times upstream from the flow disturbance. For a rectangular cross section the equivalent diameter (De) shall be calculated from the following equation to determine upstream, downstream distance:-

$$De = 2 LW / (L+W)$$

Where L= length in mts. W= Width in mts.
- ii) The sampling port shall be 7 to 10 cm in diameter
8. The industry shall put display Board indicating environmental data in the prescribed format at the main entrance gate.
9. The industry shall discharge all gases through a stack of minimum height as specified in the following standards laid down by the Board.

(i) Stack height for boiler plants

S.NO.	Boiler with Steam Generating Capacity	Stack heights
1.	Less than 2 ton/hr.	9 meters or 2.5 times the height of neighboring building which ever is more
2.	More than 2 ton/hr. to 5 ton/hr.	12 meters
3.	More than 5 ton/hr. to 10 ton/hr	15 meters
4.	More than 10 ton/hr. to 15 ton/hr	18 meters
5.	More than 15 ton/hr. to 20 ton/hr	21 meters
6.	More than 20 ton/hr. to 25 ton/hr.	24 meters
7.	More than 25 ton/hr. to 30 ton/hr.	27 meters
8.	More than 30 ton/hr.	30 meters or using the formula $H = 14 Q_g^{0.3}$ or $H = 74 (Q_p)^{0.24}$ Where Q_g = Quantity of SO ₂ in Kg/hr. Q_p = Quantity of particulate matter in Ton/day.

Note : Minimum Stack height in all cases shall be 9.0 mtr. or as calculated from relevant formula whichever is more.

(ii) For industrial furnaces and kilns, the criteria for selection of stack height would be based on fuel used for the corresponding steam generation.

(iii) Stack height for diesel generating sets:

"This is computer generated document from OCMMS by PPCB"

Hpcl-mittal Energy Limited (guru Gobind Singh Refinery), Village Phullokari, taluka Talwandi Saboo,, Talwandi Sabo, Bathinda, 151301

Page 5

Capacity of diesel generating set	Height of the Stack	
0-50 KVA	Height of the building	+ 1.5 mt
50-100 KVA	-do-	+ 2.0 mt.
100-150 KVA	-do-	+ 2.5 mt.
150-200 KVA	-do-	+ 3.0 mt.
200-250 KVA	-do-	+ 3.5 mt.
250-300 KVA	-do-	+ 3.5 mt.

For higher KVA rating stack height H (in meter) shall be worked out according to the formula:

$$H = h + 0.2 (KVA)^{0.5}$$

where h = height of the building in meters where the generator set is installed.

10. The pollution control devices shall be interlocked with the manufacturing process of the industry to ensure its regular operation.
11. The existing pollution control equipment shall be altered or replaced in accordance with the directions of the Board, and no pollution control equipment or chimney shall be altered or as the case may be erected or re-erected except with the prior approval of the Board.
12. The industry will provide canopy and adequate stack with the D.G sets so as to comply with the provision of notification No GSR-371 E dated 17-5-2002(amended from time to time) issued by MOEF under Environment (Protection) Act, 1986.
13. The Govt. of Punjab, Department of Science, Technology & Environment vide its notification no.4/46/92-3ST/2839 dt. 29/12/1993 has put prohibition on the use of rice husk as fuel after 1.4.1995 except the following:-
½In the form of briquettes and use of rice husk in fluidized bed combustion. So the industry shall make the necessary arrangement to comply with the above notification.½
14. The industry shall submit balance sheet of every financial year to the concerned Regional Office by 30th June of every year
15. That the industry shall submit a yearly certificate to the effect that no addition / up-gradation/ modification/ modernization has been carried out during the previous year otherwise the industry shall apply for the varied consent.
16.
 - a) The industry shall ensure that at any time the emission do not exceed the prescribed emissions standards laid down by the Board from time to time for such type of industry /emissions.
 - b) The industry shall ensure that the emissions from each stack shall conform to the following emission standards laid down by the Board in respect of the Industrial Boilers.

Steam Generating capacity A.	Required particulate matter B.	
Area upto 5 Km from Other than 'A' class Other than the periphery of I and Class-II town		
Less than 2 ton/hr.	800 mg/NM3	1200 mg/NM3
2 ton to 10 ton/hr.	500 mg/NM3	1000 mg/NM3
Above 10 ton to 15 ton/hr	350 mg/NM3	500 mg/NM3
Above 15 ton/hr	150 mg/NM3	150 mg/NM3

All emissions normalized to 12% carbon dioxide.

17. The industry shall ensure that the Hazardous Wastes generated from the premises are handled as per the provisions of the Hazardous Waste (Management, Handling and Transboundary Movement) Rules, 2008, without any adverse effect on the environment, in any manner.
18. The air pollution control equipments shall be kept at all time in good running condition and;

"This is computer generated document from OCMMS by PPCB"

Hpcl-mittal Energy Limited (guru Gobind Singh Refinery), Village Phullokari, taluka Talwandi Saboo, Talwandi Sabo, Bathinda, 151301

Page6

- (i) All failures of control equipments.
 - (ii) The emissions of any air pollutant into the atmosphere in excess of the standards lay down by the Board occurring or being apprehended to occur due to accident or other unforeseen act or event. 'Shall be intimated through fax to the concerned Regional Office as well as to the Director of Factories, Punjab, Chandigarh as required under rule 10 of the Punjab State Board for the Prevention and Control of Air Pollution Rules, 1983'.
19. The industry shall plant minimum of three suitable varieties of trees at the density of not less than 1000 trees per hectare all along the boundary of the industrial premises.
 20. The industry shall submit a site emergency plan approved by the Chief Inspector of Factories, Punjab as applicable.
 21. The industry shall comply with the conditions imposed by the SEIAA/MOEF in the Environmental Clearance granted to it as required under EIA notification dated 14/9/06, if applicable.
 22. The industry shall make necessary arrangements for the monitoring of stack emissions and shall get its emissions analyzed from lab approved / authorized by the Board:-
 - (i) Once in Year for Small Scale Industries.
 - (ii) Twice/thrice/four time in a Year for Large/Medium Scale Industries.
 23. The industry shall maintain the following record to the satisfaction of the Board :-
 - (i) Log books for running of air pollution control devices or pumps/motors used for it.
 - (ii) Register showing the result of various tests conducted by the industry for monitoring of stack emissions and ambient air.
 - (iii) Register showing the stock of absorbents and other chemicals to be used for scrubbers.
 24. The industry will install the separate energy meter for running pollution control devices and shall maintain record with respect to operation of air pollution control device so as to satisfy the Board regarding the regular operation of air pollution control device and monthly reading / record may be sent to the Board by the fifth of the following month.
 25. The industry shall provide online monitoring system as applicable, for in stack emission and shall maintain the record of the same for inspection of the Board Officers.
 26. The Board reserves the right to revoke the consent granted to the industry at any time, in case the industry is found violating the provisions of Air (Prevention & Control of Pollution) Act, 1981 as amended from time to time.
 27. The industry shall comply with any other conditions laid down or directions issued in due course by the Board under the provisions of the Air (Prevention & Control of Pollution) Act, 1981.
 28. Nothing in this consent shall be deemed to neither preclude the institution of any legal action nor relieve the applicant from any responsibilities, liabilities or penalties to which the applicant is or may be subjected to under this or any other Act.
 29. Any amendments/revisions made by the Board/CPCB/MOEF in the emission/stack height standards shall be applicable to the industry from the date of such amendments/revisions.
 30. The industry shall dispose off its solid waste generated by the burning of fuel in an Environmentally Sound Manner within the premises/outside as approved by the Board, to avoid public nuisance and air pollution problem in the area.
 31. The industry shall ensure that no air pollution problem or public nuisance is created in the area due to the discharge of emissions from the industry.
 32. The industry shall provide adequate arrangement for fighting the accidental leakage/discharge of any air pollutant/gas/ liquids from the vessels, mechanical equipment's etc, which are likely to cause environmental pollution.
 33. The industry shall not change or alter the manufacturing process(es) and fuel so as to change the quality/quantity of emissions generated without the prior permission of the Board.
 34. The industry shall earmark a land within their premises for disposal of boiler ash in an environmentally sound manner, and / or the industry shall make necessary arrangements for proper disposal of fuel ash in a scientific manner and shall maintain proper record for the same, if applicable.
 35. The industry shall obtain and submit Insurance cover under the Public Liability Insurance Act, 1991.
 36. The industry shall provide proper and adequate air pollution control arrangements for control emission from its fuel handling area, if applicable.

37. The industry shall comply with the code of practice as notified by the Government/Board for the type of industries where the siting guidelines / Code of Practice have been notified.
38. The industry shall not cause any nuisance/traffic hazard in vicinity of the area
39. The industry shall ensure that the noise & air emission from D.G. sets do not exceed the standards prescribed for D.G. sets by the Ministry of Environment & Forests, New Delhi.
40. The industry shall ensure that there will not be significant visible dust emissions beyond the property line
41. The industry shall provide adequate and appropriate air pollution control devices to contain emissions from handling, transportation and processing of raw material & product of the industry.
42. The Industry shall ensure that its production capacity does not exceed the capacity mentioned in the consent and shall not carry out any expansion without the prior permission / NOC of the Board.

B. SPECIAL CONDITIONS

1. The industrial shall comply with the conditions imposed in the Environmental Clearance issued to it under the EIA notification dated 14.09.2006.
2. The industry being a bulk waste generator of solid waste, shall ensure that bio-degradable waste shall be processed, treated and disposed of through composting or bio-methanation within the premises as far as possible, within 03 months and shall submit compliance of the same within 07 days thereafter.
3. The industry shall ensure the implementation of dynamic emission limit for dual flue stacks.
4. The industry shall install/operate online continuous effluent & stack emission monitoring systems and shall ensure the connectivity of the same with the server of PPCB & CPCB as per the directions issued by CPCB, New Delhi and shall ensure regular maintenance/ operation of the same with temper proof mechanisms having facilities for online calibration.
5. The promoter company shall comply with the provisions of Solid Waste Management Rules, 2016.
6. The industry shall ensure that the activities of unit does not create any nuisance in the surrounding areas and no public complaints are received.
7. This consent supersedes the earlier granted consent issued vide no. CTOA/Varied /BTI/2022/18070511 dated 09.05.2022.
8. The Consent is being issued to the industry based upon the documents/ information submitted by it alongwith the online application form. The Board would be at liberty to take penal action against the industry and its responsible/ concerned person(s) in case information/document is detected as incorrect/false/misleading at any point of time.
9. In case the industry fails to comply with the provisions of the Water (Prevention & Control of Pollution) Act, 1974, Air (Prevention & Control of Pollution) Act, 1981, Environment (Protection) Act, 1986 and/or any other environmental law applicable to the project and Rules, Circulars & Directions issued by the Board from time to time, action as deemed fit shall be taken against the industry.



24/09/2022

"This is computer generated document from OCMMS by PPCB"

Hpcl-mittal Energy Limited (guru Gobind Singh Refinery), Village Phullokari, taluka Talwandi Saboo, Talwandi Sabo, Bathinda, 151301

Page8

(Kamal Singla)
Environmental Engineer

For & on behalf

of

(Punjab Pollution Control Board)



"This is computer generated document from OCMMS by PPCB"

Hpcl-mittal Energy Limited (guru Gobind Singh Refinery), Village Phullokari, taluka Talwandi Saboo,, Talwandi Sabo, Bathinda, 151301

Page9



PUNJAB POLLUTION CONTROL BOARD

Invest Punjab, PBIP, Udyog Bhawan, Sector 17, Chandigarh.

Website:- www.ppcb.gov.in

Office Dispatch No :

Registered/Speed Post

Date:

Industry Registration ID: R12BTI44706

Application No : 19705515

To,

Sanket Thapar
Hpcl-mittal Energy Limited, guru Gobind Singh Refinery Project, village Phullokari, taluka Talwandi Saboo,
District Bathinda.
Bathinda, Bathinda-151301

Subject: Grant Varied 'Consent to Operate' an outlet u/s 25/26 of Water (Prevention & Control of Pollution) Act, 1974 for discharge of effluent.

With reference to your application for obtaining Varied 'Consent to Operate' an outlet for discharge of the effluent u/s 25/26 of Water (Prevention & Control of Pollution) Act, 1974, you are, hereby, authorized to operate an industrial unit for discharge of the effluent(s) arising out of your premises subject to the Terms and Conditions as mentioned in this Certificate

1. Particulars of Consent to Operate under Water Act, 1974 granted to the industry

Consent to Operate Certificate No.	CTOW/Varied/BTI/2022/19705515
Date of issue :	24/09/2022
Date of expiry :	31/03/2025
Certificate Type :	Varied
Previous CTO No. & Validity :	CTOW/Varied/BTI/2022/18070534 From: 09/05/2022 To: 30/09/2022

2. Particulars of the Industry

Name & Designation of the Applicant	Sanket Thapar, (Deputy General Manager)
Address of Industrial premises	Hpcl-mittal Energy Limited (guru Gobind Singh Refinery), Village Phullokari, taluka Talwandi Saboo,, Talwandi Sabo, Bathinda-151301
Capital Investment of the Industry	4245260.0 lakhs
Category of Industry	Red
Type of Industry	Oil Refinery
Scale of the Industry	Large
Office District	Bathinda
Consent Fee Details	Rs. 86,40,000/- through online vide R.no. SBINR12022012763913528 dated 27.01.2022 under Water Act, 1974 against the fixed assets of Rs. 4245759/-, which is adequate upto 31.03.2025.
Raw Materials(Name with quantity per day)	Crude Oil @33750 Metric Tonnes/Day

"This is computer generated document from OCMMS by PPCB"

Hpcl-mittal Energy Limited (guru Gobind Singh Refinery), Village Phullokari, taluka Talwandi Saboo,, Talwandi Sabo, Bathinda, 151301

Page 1

Products (Name with quantity per day)	LPG @1780Metric Tonnes/Day Naphtha @0Metric Tonnes/Day Gasoline @2980Metric Tonnes/Day ATF @1200Metric Tonnes/Day Kerosene @300Metric Tonnes/Day Diesel @11838Metric Tonnes/Day Sulphur @641Metric Tonnes/Day Coke @1695Metric Tonnes/Day Hexane @15Metric Tonnes/Day Poly Propylene @1400Metric Tonnes/Day Motor Turpentine Oil @75Metric Tonnes/Day Bitumen @1500Metric Tonnes/Day HDPE/LLDPE @3586Metric Tonnes/Day PP-Regular @974Metric Tonnes/Day PP-Impact @450Metric Tonnes/Day Benzene @237Metric Tonnes/Day Mixed Xylenes @483Metric Tonnes/Day Low Sulphur Fuel Oil @45Metric Tonnes/Day
By-Products, if any,(Name with quantity per day)	As per the application form
Details of the machinery and processes	As per documents appended with application
Details of the Effluent Treatment Plant	Trade Effluent @15096.0 KLD (410m ³ /hr+185 m ³ /hr & 34 m ³ /hr from ethanol unit as per its CTE granted) 1. ETP of capacity @ 500 KL/Hr consisting of - Primary Treatment Section : • American Petroleum institute (API) separators, • Tilted Plate interceptor (TPI) separator, • Diffused / Dissolved Air Floatation (DAF) system (having flash mixing tank, Flocculation tank, DAF tank and associated facilities). Secondary treatment section : • Sequential Batch Reactor (SBR) • Membrane Bio Reactor (MBR) 2. ETP of capacity 185 KL/Hr consisting of API – TPI – DAF – SBR – MBR – Outlet. Domestic Effluent - after treatment in STP sent to the SBR section of the existing ETP of capacity 500 KL/Hr
Mode of Disposal	Treated trade effluent & treated domestic effluent (after existing ETP of capacity 500 KL/Hr) - onto land for planation within GGSr premises. Treated trade effluent (after ETP of capacity 185 KL/Hr) - To be reused back into process as cooling tower makeup water.
Standards to be achieved under Water(Prevention & Control of Pollution) Act, 1974	As prescribed by the CPCB/ Board/ MoEF&CC



24/09/2022

(Kamal Singla)
Environmental Engineer

For & on behalf

of

(Punjab Pollution Control Board)

"This is computer generated document from OCMMIS by PPCB"

Hpcl-mittal Energy Limited (guru Gobind Singh Refinery),Village Phullokari,taluka Talwandi Saboo,,Talwandi Sabo,Bathinda,151301

Page2

Endst. No.:

Dated:

A copy of the above is forwarded to the following for information and necessary action please:

1. Senior Environmental Engineer, Zonal Office, Bathinda.
2. Environmental Engineer, Regional Office, Bathinda, with the request to personally ensure that the industry shall make the compliance of EC conditions & other special conditions within stipulated time period.



24/09/2022

(Kamal Singla)
Environmental Engineer

For & on behalf

of

(Punjab Pollution Control Board)



"This is computer generated document from OCMMS by PPCB"

Hpcl-mittal Energy Limited (guru Gobind Singh Refinery), Village Phullokari, taluka Talwandi Saboo,, Talwandi Sabo, Bathinda, 151301

Page 3

TERMS AND CONDITIONS

A. GENERAL CONDITIONS

1. This consent is not valid for getting power load from the Punjab State Power Corporation Limited or for getting loan from the financial institutions.
2. The industry shall apply for renewal/further extension in validity of consent atleast two months before expiry of the consent.
3. The industry shall ensure that the effluent discharging through the authorized outlet shall confirm to the prescribed standards as applicable from time to time.
4. The industry shall plant minimum of three suitable varieties of trees at the density of not less than 1000 trees per hectare all along the boundary of the industrial premises.
5. The achievement of the adequacy and efficiency of the effluent treatment plant/pollution control devices/re-circulation system installed shall be the entire responsibility of the industry.
6. The industry shall ensure that the Hazardous Wastes generated from the premises are handled as per the provisions of the Hazardous Wastes(Management, Handling and Trans boundary Movement) Rules, 2008 as amended time to time , without any adverse effect on the environment, in any manner
7. The responsibility to monitor the effluent discharged from the authorized outlet and to maintain a record of the same rests with the industry. The Board shall only test check the accuracy of these reports for which the industry shall deposit the samples collection and testing fee with the Board as and when required.
8. The industry shall submit balance sheet of every financial year to the concerned Regional Office by 30th June of every year.
9. The industry shall submit a yearly certificate to the effect that no addition/up-gradation/ modification/modernization has been carried out during the previous year otherwise the industry shall apply for the varied consent.
10. During the period beginning from the date of issuance and the date of expiration of this consent, the applicant shall not discharge floating solids or visible foam.
11. Any amendments/revisions made by the Board in the tolerance limits for discharges shall be applicable to the industry from the date of such amendments/revisions.
12. The industry shall not change or alter the manufacturing process(es) so as to change the quality and/or quantity of the effluents generated without the written permission of the Board.
13. Any upset conditions in the plant/plants of the factory, which is likely to result in increased effluent and/or result in violation of the standards lay down by the Board shall be reported to the Environmental Engineer, Punjab Pollution Control Board of concerned Regional Office immediately failing which any stoppage and upset conditions that come to the notice of the Board/its officers, will be deemed to be intentional violation of the conditions of consent.
14. The industry shall provide terminal manhole(s) at the end of each collection system and a manhole upstream of final outlet (s) out of the premises of the industry for measurement of flow and for taking samples.
15. The industry shall for the purpose of measuring and recording the quantity of water consumed and effluent discharged, affix meters of such standards and at such places as approved by the Environmental Engineer, Punjab Pollution Control Board of the concerned Regional Office.
16. The industry shall maintain record regarding the operation of effluent treatment plant i.e. record of quantity of chemicals and energy utilized for treatment and sludge generated from treatment so as to satisfy the Board regarding regular and proper operation of pollution control equipment.
17. The industry shall provide online monitoring equipment $\frac{1}{2}$ s for the parameters as decided by concerned Regional Office with the effluent treatment plant/air pollution control devices installed, if applicable.
18. The pollution control devices shall be interlocked with the manufacturing process of the industry.
19. The authorized outlet and mode of disposal shall not be changed without the prior written permission of the Board.
20. The industry shall comply with the conditions imposed by the SEIAA / MOEF in the environmental clearance granted to it as required under EIA notification dated 14/9/06, if applicable.
21. The industry shall obtain and submit Insurance cover as required under the Public Liability Insurance Act, 1991.
22. The industry shall not use any unauthorized out-let(s) for discharging effluents from its premises. All unauthorized outlets, if any, shall be connected to the authorized outlet within one month from the date of issue of this consent.

"This is computer generated document from OCMMS by PPCB"

Hpcl-mittal Energy Limited (guru Gobind Singh Refinery), Village Phullokari, taluka Talwandi Saboo, Talwandi Sabo, Bathinda, 151301

Page 4

23. The industry shall make necessary arrangements for the monitoring of effluent being discharged by the industry and shall monitor its effluents:-
- (i) Once in Year for Small Scale Industries.
 - (ii) Four in a Year for Large/Medium Scale Industries.
 - (iii) The industry will submit monthly reading/ data of the separate energy meter installed for running of effluent treatment plant/re-circulation system to the concerned Regional Office of the Board by the 5th of the following month.
24. The industry shall provide electromagnetic flow meters at the source of water supply, at inlet/outlet of effluent treatment plant within one month and shall maintain the record of the daily reading and submit the same to the concerned Regional Office by the 5th of the following month.
25. The Board reserves the right to revoke this consent at any time in case the industry is found violating any of the conditions of this consent and/or the provisions of Water (Prevention & Control of Pollution) Act, 1974 as amended from time to time.
26. The issuance of this consent does not convey any property right in either real or personal property, or any exclusive privileges, nor does it authorize any injury to private property or any invasion of personal rights, nor any infringement of Central, State or Local Laws or Regulations.
27. The consent does not authorize or approve the construction of any physical structures or facilities for undertaking of any work in any natural watercourse.
28. Nothing in this consent shall be deemed to neither preclude the institution of any legal action nor relieve the applicant from any responsibilities, liabilities or penalties to which the applicant is or may be subjected under this or any other Act.
29. The industry shall make necessary and adequate arrangements to hold back the effluent in case of failure of septic tank.
30. The diversion or by pass of any discharge from facilities utilized by the applicant to maintain compliance with the terms and conditions of this consent is prohibited except.
- (i) Where unavoidable to prevent loss of life or some property damage or
 - (ii) Where excessive storm drainage or run off would damage facilities necessary for compliance with terms and conditions of this consent. The applicant shall immediately notify the consent issuing authority in writing of each such diversion or by-pass.
31. The industry shall ensure that no water pollution problem is created in the area due to discharge of effluents from its industrial premises.
32. The industry shall comply with the code of practice as notified by the Government/ Board for the type of industries where the siting guidelines/ code of practice have been notified.
33. Solids, sludge, filter backwash or other pollutant removed from or resulting from treatment or control of waste waters shall be disposed off in such a manner to prevent any pollutants from such materials from entering into natural water.
34. The industry shall re-circulate the entire cooling water and shall also re-circulate/reuse to the maximum extent the treated effluent in processes
35. The industry shall make necessary and adequate arrangements to hold back the effluent in case of failure of re-circulation system/ effluent treatment plant.
36. The industry shall make proper disposal of the effluent so as to ensure that no stagnation occurs inside and outside the industrial premises during rainy season and no demand period.
37. Where excessive storm water drainage or run off, would damage facilities necessary for compliance with terms and conditions of this consent, the applicant shall immediately notify the consent issuing authority in writing of each such diversion or by-pass.
38. The industry shall submit a detailed plan showing therein the distribution system for conveying waste-water for application on land for irrigation along with the crop pattern for the year.
39. The industry shall ensure that the effluent discharged by it is toxicity free.
40. The industry shall not irrigate the vegetable crops with the treated effluents which are used/ consumed as raw.
41. Drains causing oil & grease contamination shall will be segregated. Oil & grease trap shall be provided to recover oil & grease from the effluent.

"This is computer generated document from OCMMS by PPCB"

Hpcl-mittal Energy Limited (guru Gobind Singh Refinery), Village Phullokari, taluka Talwandi Saboo, Talwandi Sabo, Bathinda, 151301

Page 5

42. The industry shall establish sufficient number of piezometer wells in consultation with the concerned Regional Office, of the Board to monitor the impact on the Ground Water Quantity due to the industrial operations, and the monitoring shall be submitted to the Environmental Engineer of the concerned Regional Office by the 5th of every month.
43. The industry shall ensure that its production capacity & quantity of trade effluent do not exceed the quantity mentioned in the consent and shall not carry out any expansion without the prior permission/NOC of the Board.

B. SPECIAL CONDITIONS



"This is computer generated document from OCMMS by PPCB"

Hpcl-mittal Energy Limited (guru Gobind Singh Refinery), Village Phullokari, taluka Talwandi Saboo, Talwandi Sabo, Bathinda, 151301

Page 6

1. The industrial shall comply with the conditions imposed in the Environmental Clearance issued to it under the EIA notification dated 14.09.2006.
2. The industry being a bulk waste generator of solid waste, shall ensure that bio-degradable waste shall be processed, treated and disposed of through composting or bio-methanation within the premises as far as possible, within 03 months and shall submit compliance of the same within 07 days thereafter.
3. The industry shall get the effluent monitoring of the ETP of capacity 185 KL/Hr, carried out by the Board, within 01 month.
4. The industry shall recycle the entire quantity of effluent after treatment in ETP of capacity 185 KL/Hr, within its process(es), at all times.
5. The industry shall install CCTV cameras on the ETP of capacity 185 KL/Hr.
6. In case, the untreated effluent of Refinery Plant crosses 450 KL/hr, then the Ethanol Plant shall install separate ETP as per undertaking dated 03.08.2022 submitted by it.
7. The industry shall install/operate online continuous effluent & stack emission monitoring systems and shall ensure the connectivity of the same with the server of PPCB & CPCB as per the directions issued by CPCB, New Delhi and shall ensure regular maintenance/ operation of the same with temper proof mechanisms having facilities for online calibration.
8. The industry shall maintain its green belt as per the Karnal technology and shall provide proper pipeline network for scientific distribution of its treated effluent, at all times.
9. The industry shall make necessary and adequate arrangements to hold back the effluent in case of failure of re-circulation system / effluent treatment plant and during no demand period.
10. The entire responsibility of adequacy and efficacy of the treatment & disposal of effluent, shall be of the industry.
11. The industry shall obtain permission from the PWRDA for the abstraction of ground water and shall comply with guidelines issued by it from time to time.
12. The industry shall not discharge the effluent into any drain/choe/nallah/river/inland surface water under any circumstances in any case.
13. The industry company shall ensure that there is no obstruction to natural flow of rainwater due to activity of the industry.
14. The promoter company shall comply with the provisions of Solid Waste Management Rules, 2016.
15. The industry shall ensure that the activities of unit does not create any nuisance in the surrounding areas and no public complaints are received.
16. This consent supersedes the earlier granted consent issued vide no. CTOW/Varied/BTI/2022/18070534 dated 09.05.2022.
17. The Consent is being issued to the industry based upon the documents/ information submitted by it alongwith the online application form. The Board would be at liberty to take penal action against the industry and its responsible/ concerned person(s) in case information/document is detected as incorrect/false/misleading at any point of time.
18. In case the industry fails to comply with the provisions of the Water (Prevention & Control of Pollution) Act, 1974, Air (Prevention & Control of Pollution) Act, 1981, Environment (Protection) Act, 1986 and/or any other environmental law applicable to the project and Rules, Circulars & Directions issued by the Board from time to time, action as deemed fit shall be taken against the industry.

"This is computer generated document from OCMMS by PPCB"

Hpcl-mittal Energy Limited (guru Gobind Singh Refinery), Village Phullokari, taluka Talwandi Saboo,, Talwandi Sabo, Bathinda, 151301

Page 7



24/09/2022

(Kamal Singla)
Environmental Engineer

For & on behalf

of

(Punjab Pollution Control Board)



"This is computer generated document from OCMMS by PPCB"

Hpcl-mittal Energy Limited (guru Gobind Singh Refinery), Village Phullokari, taluka Talwandi Saboo,, Talwandi Sabo, Bathinda, 151301

Page 8

ANNEXURE-XI

Annexure-XI

Corporate Environmental Responsibility (CER) plan for 8 years (from 2022-23 to 2029-30) of 8 villages

BS-VI Fuel Quality up-gradation project at Guru Gobind Singh Refinery by M/s HPCL-Mittal Energy Limited (HMEL) at Village Phulokhari, Talika Talwandi Sabo, District Bathinda (Punjab).

[illegible]

ANNEXURE-XII

The Tribune

BATHINDA | THURSDAY | 9 AUGUST 2018

HPCL-Mittal Energy Limited (HMEL)

(A JV between HPCL and MEI Pte. Ltd.)

Village Phullokari, Taluka - Talwandi Sabo

District - Bathinda - 151301, PUNJAB

Website : www.hmel.in



PUBLIC NOTICE

HPCL-Mittal Energy Limited hereby brings to the notice of the general public that Ministry of Environment, Forest and Climate Change (MOEF&CC), New Delhi has granted Environmental Clearance for Fuel Quality Upgradation Project at Guru Gobind Singh Refinery, Village - Phullokari, Taluka - Talwandi Sabo, District - Bathinda (Punjab) vide letter no J-11011/386/2016-IA-II(I) dated 7th August, 2018.

Copies of clearance letter are available with Punjab Pollution Control Board and may be seen on website of Ministry at <http://moef.nic.in>

Authorized Signatory
HPCL-Mittal Energy Limited

ਐਚ ਪੀ ਸੀ ਐਲ-ਮਿੱਤਲ ਐਨਰਜੀ ਲਿਮਟਿਡ (ਐਚ ਐਮ ਈ ਐਲ)

(ਐਚ ਪੀ ਸੀ ਐਲ ਅਤੇ ਐਮ ਈ ਆਈ ਪੀ ਟੀ ਈ ਲਿਮਟਿਡ ਦਰਮਿਆਨ ਇਕ ਜੇ ਵੀ)

ਪਿੰਡ ਫੁੱਲੋਕਾਰੀ, ਤਾਲੁਕਾ-ਤਲਵੰਡੀ ਸਾਬੋ

ਜ਼ਿਲ੍ਹਾ ਬਠਿੰਡਾ-151301, ਪੰਜਾਬ

ਵੈੱਬਸਾਈਟ : www.hmel.in



ਜਨਤਕ ਸੂਚਨਾ

ਐਚ ਪੀ ਸੀ ਐਲ-ਮਿੱਤਲ ਐਨਰਜੀ ਲਿਮਟਿਡ ਦੁਆਰਾ ਆਮ ਜਨਤਾ ਦੇ ਧਿਆਨ ਵਿਚ ਲਿਆਂਦਾ ਜਾਂਦਾ ਹੈ ਕਿ ਵਾਤਾਵਰਨ, ਜੰਗਲਾਤ ਅਤੇ ਜਲਵਾਯੂ ਤਬਦੀਲੀ ਮੰਤਰਾਲਾ (ਐਮ ਓ ਈ ਐਫ ਐੱਡ ਸੀ ਸੀ), ਨਵੀਂ ਦਿੱਲੀ ਨੇ ਪੱਤਰ ਨੰਬਰ : ਜੇ-11011/386/2016-1 ਏ-

II (I) ਮਿਤੀ 7 ਅਗਸਤ, 2018 ਦੁਆਰਾ ਗੁਰੂ ਗੋਬਿੰਦ ਸਿੰਘ ਰੀਵਾਇਨਰੀ, ਪਿੰਡ ਫੁੱਲੋਕਾਰੀ, ਤਾਲੁਕਾ-ਤਲਵੰਡੀ ਸਾਬੋ, ਜ਼ਿਲ੍ਹਾ ਬਠਿੰਡਾ (ਪੰਜਾਬ) ਵਿਖੇ ਫਿਊਲ ਕੁਆਲਟੀ ਅਪਗ੍ਰੇਡੇਸ਼ਨ ਪ੍ਰਾਜੈਕਟ ਲਈ ਵਾਤਾਵਰਨਿਕ ਕਲੀਅਰੈਂਸ ਪ੍ਰਦਾਨ ਕੀਤੀ ਹੈ।

ਕਲੀਅਰੈਂਸ ਪੱਤਰ ਦੀਆਂ ਕਾਪੀਆਂ ਪੰਜਾਬ ਪ੍ਰਦੂਸ਼ਣ ਰੋਕਥਾਮ ਬੋਰਡ ਕੋਲ ਉਪਲਬਧ ਹਨ ਅਤੇ ਮੰਤਰਾਲੇ ਦੀ ਵੈੱਬਸਾਈਟ <http://moef.nic.in> 'ਤੇ ਦੇਖੀਆਂ ਜਾ ਸਕਦੀਆਂ ਹਨ।

— ਅਧਿਕਾਰਤ ਸਿਗਨੇਟਰੀ

ਐਚ ਪੀ ਸੀ ਐਲ-ਮਿੱਤਲ ਐਨਰਜੀ ਲਿਮਟਿਡ